



Restaurants,  
Pubs, & Bars



Health &  
Fitness Clubs



Corporate

# ZvPro800-NA

## HD Digital Encoder / Modulator

**Smaller Deployment, Reduced Footprint for Distributing HD Video and Digital Signage**

### Superior Video Quality

- Full MPEG2 implementation
- I, P, and B Frames
- Low latency
- Full motion estimation with a wide search range

### Extensible Architecture

- Easy downloadable firmware updates
- Future enhancements provided regularly
- Emergency Alert System (EAS)
- Bonus information channel for use with video loops

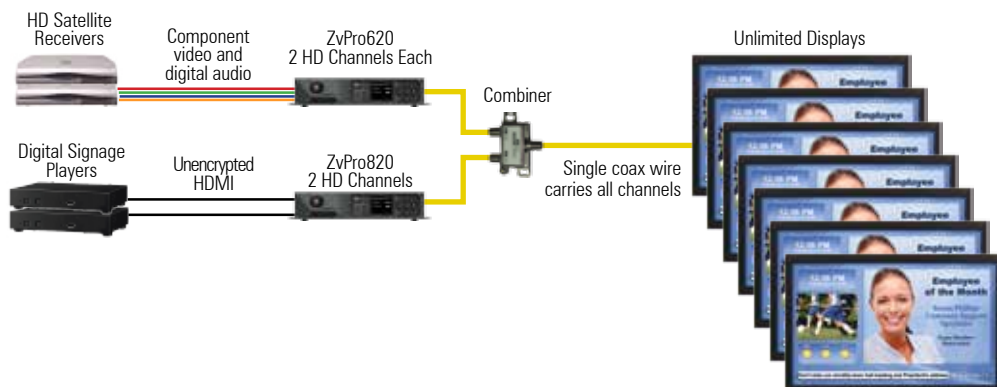
### High Reliability

- Low-stress power system
- Full system instrumentation and monitoring
- Official international regulatory approval
- Forced air cooling for thermal control
- 5 Year Warranty

### Ease of Management

- Powerful, highly intuitive web interface for instrumentation and control
- On-site or remote management
- Single session configures and manages all connected units
- Front Panel Display for on-site status and management at a glance
- Robust features like set-top-box control, bonus information channel, and delay-matched audio

### A Clean Deployment



Zvpro

**Easy Setup**

**Simple Installation**

**Quick Rollout**

**It's Done.**



BOSTON | DENVER | LONDON

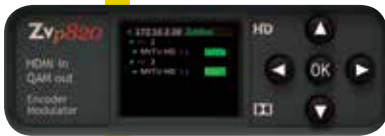
[zeevee.com](http://zeevee.com)

# ZvPro800-NA


## HD Digital Encoder / Modulator



ZvPro800 Rear Detail



ZvPro800 Front Detail



### Accessories

Rackmount kit and HDMI cables are sold separately.



### North America Sales

+1.347.851.7364  
sales@zeevee.com

### EMEA Sales

+44 1494 956677  
EMEAsales@zeevee.com

### International Sales

+1.347.851.7364  
intl-sales@zeevee.com

BOSTON | DENVER | LONDON

GENERAL	
<b>Model Name</b>	ZvPro Series, ZvPro820 / ZvPro810
<b>Part Number</b>	ZvPro820-NA / ZvPro810-NA
<b>Power</b>	100-240 VAC 50/60 Hz, 36W max. 18W Typical IEC 60320-C14
<b>Cooling</b>	Internal cooling fan, front inlet, rear exhaust
<b>Temperature/Humidity</b>	Operating +32 F <sup>0</sup> to +113 F <sup>0</sup> (0 C <sup>0</sup> to +45 C <sup>0</sup> ) / 10% to 80%, non-condensing
<b>Vibration</b>	NSTA 1A in carton
<b>MTBF</b>	62,000 hours
<b>Compliance</b>	FCC Class A, IEC60065, EN61000 (see Manual #70-00047), CE, RoHS
<b>Enclosure Type</b>	Metal
<b>Mounting</b>	Shelf mount flange or rack ears (ordered separately), 1 RU high
<b>Enclosure Dimensions</b>	8 in. (H) x 10 in. (W) x 1.75 in. (H) 20.32 cm (H) x 25.4 cm (W) x 4.445 cm (H)
<b>System Weight</b>	3.1 lbs. (1.4 kg)
<b>Carton Dimensions (individual)</b>	2.75 in. (H) 14 in. x (W) 12 in. (D) 6.985 cm (H) 35.56 cm (W) x 30.48 cm (D)
<b>Shipping Weight</b>	5 lbs. (2.3 kg)
<b>Warranty</b>	5 years
VIDEO INPUT	
<b>Unencrypted HDMI x2 or x1</b>	One (1) or two (2) ports per model up to 1080 HDMI 1.3 compliant. Backwards compatible to DVI 1.0 specifications
<b>Closed Caption</b>	EIA/CEA-608 captions accepted over composite video input
<b>Extra Digital Channel</b>	MPEG2 program stream file, up to 200 MB
AUDIO INPUT	
<b>Digital Audio and Stereo Analog</b>	Digital as element of HDMI 1.3 port or 3.5 mm stereo female, line level input per channel
VIDEO ENCODER	
<b>Encoder Video Profile</b>	MPEG2 HD: ISO13818-2 MainProfile@HighLevel
<b>Traffic Shaping</b>	Variable Bit Rate
<b>Video Encoding Data Rates</b>	Variable, 10 Mbs - 24 Mbs per channel
<b>Average Encoding Data Rate</b>	18 Mbs per channel
<b>Encoding Latency</b>	Programmable 200 msec to 400 msec
<b>Color Profile</b>	4:2:0
<b>GOP Size</b>	15
<b>Video, Audio PID</b>	Programmable starting value
<b>Program Information</b>	Programmable program name, EIT
AUDIO ENCODER	
<b>Encoder Audio Profile</b>	ATSC A/52, Dolby® Digital (AC-3)
MODULATOR / UPCONVERTER	
<b>Modulation Types</b>	QAM 256 and 64 (ITU-T J83 Annex B) Interleaving modes: (64,2) only
<b>Cable Standard</b>	HRC, IRC or STD
<b>Frequency Range</b>	Single or one paired, frequency agile QAM RF CATV channels 2-135 <ul style="list-style-type: none"> <li>• 2kHz resolution</li> <li>• +/- 30 ppm accuracy</li> <li>• +/- 35 ppm stability</li> </ul>
<b>Output Power</b>	+45 dBmV typical
<b>Output Level Adjust</b>	25 - 45 dBmV in 1dBmV steps
<b>MER</b>	> 38 dB typical
<b>I/Q Amplitude Imbalance</b>	< 1% typical
<b>Spectral Tilt</b>	< / = 1 dB over 6 MHz typical
CONTROL SET-UP	
<b>Network Interface</b>	10/100 Mb Ethernet via RJ45 connection IP address via DHCP or set by user HTML/Javascript served web interface for easy configuration Telnet connection for CLI scripting Easy firmware updates All settings saved in NV storage
<b>Front Panel Color Display</b>	Quickly obtain status at a glance, basic configurations, software revisions and updates