

Beyond

The new Yamaha Hi-Fi line makes its debut – beyond your expectations. Reproducing sound with rich musicality, thanks to the ToP-ART design concept, these high quality amplifiers inherit excellent sound quality while offering a refined, beautiful appearance. Enjoy digital inputs for connecting televisions plus wireless music streaming compatibility.



Integrated Amplifier

A-S701 / A-S501 / A-S301

Powered by music

Pure sound quality and outstanding drive power.
An integrated amplifier with the advantage of analog and digital inputs.



Black finish available.



High Sound Quality

- ToP-ART (Total Purity Audio Reproduction Technology) and high quality parts
 - I/O (input to output) direct symmetrical design
 - ART (Anti-Resonance and Tough) Base
 - Solid center bar
 - Custom made power transformer / 12,000uF block capacitors / Extruded aluminum heat sinks
- 160 W x 2 (max), 100 W x 2 (RMS) high power output
- CD Direct amplification and Pure Direct
- Continuous variable loudness control
- Gold plated RCA (CD, phono, coaxial) and speaker terminals
- Detachable AC cable



Extensive System Expandability

- Digital audio inputs for TV or Blu-ray Disc™ Player
- Connection for YBA-11 Bluetooth™ wireless adapter
- Subwoofer output
- Speaker A, B or A+B selection and speaker terminals for two systems
- Phono MM input



Elegant Appearance, Energy-saving Convenience

- Simple yet sophisticated design (aluminum front panel and knobs)
- Rotary encoder input selector with LEDs
- Remote control with clean, simple design
- Auto Power Standby (8 hours)

Terminals	
Input	
Analog Audio	6
(CD, phono, tuner, line 1, line 2, line 3)	
TOSLINK Optical	1
Digital Coaxial	1

Output	
Analog Audio (Line 2, line 3)	2
Speaker	2 (4 terminals)
Pre Out (for subwoofer)	1
Headphone Jack	1
DC Out (for optional accessories)	1

Powered by music

Impressive high quality sound with a wide range of features and an elegant appearance.
An integrated amplifier with the advantage of digital inputs.



Black finish available.



High Sound Quality

- ToP-ART (Total Purity Audio Reproduction Technology) and high quality parts
 - I/O (input to output) direct symmetrical design
 - ART (Anti-Resonance and Tough) Base
 - Solid center bar
 - Custom made power transformer / 12,000uF block capacitors / Extruded aluminum heat sinks
- 120 W x 2 (max), 85 W x 2 (RMS) high power output
- Pure Direct mode for greater sound purity
- Continuous variable loudness control
- Gold plated RCA (CD, phono, coaxial) and speaker terminals



Extensive System Expandability

- Digital audio inputs for TV or Blu-ray Disc™ Player
- Connection for YBA-11 Bluetooth wireless adapter
- Subwoofer output
- Speaker A, B or A+B selection and speaker terminals for two systems
- Phono MM input



Elegant Appearance, Energy-saving Convenience

- Simple yet sophisticated design (aluminum front panel and knobs)
- Rotary encoder input selector with LEDs
- Remote control with clean, simple design
- Auto Power Standby (8 hours)

Terminals

Input	
Analog Audio (CD, phono, tuner, line 1, line 2, line 3)	6
TOSLINK Optical	1
Digital Coaxial	1

Output	
Analog Audio (Line 2, line 3)	2
Speaker	2 (4 terminals)
Pre Out (for subwoofer)	1
Headphone Jack	1
DC Out (for optional accessories)	1

Designed for excellent sound quality, with a beautiful appearance.
An integrated amplifier with the advantage of digital input.



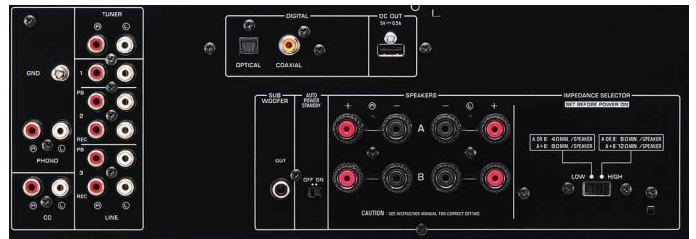
High Sound Quality

- ToP-ART (Total Purity Audio Reproduction Technology) and high quality parts
 - I/O (input to output) direct symmetrical design
 - ART (Anti-Resonance and Tough) Base
 - Custom made power transformer / 6,800uF block capacitors / extruded aluminum heat sinks
- 95 W x 2 (max), 60 W x 2 (RMS) high power output
- Pure Direct mode for greater sound purity
- Continuous variable loudness control



Extensive System Expandability

- Digital audio inputs for TV or Blu-ray Disc™ player
- Connection for YBA-11 Bluetooth wireless adapter
- Subwoofer output
- Speaker A, B or A+B selection and speaker terminals for two systems
- Phono MM input



Elegant Appearance, Energy-saving Convenience

- Simple yet sophisticated design (aluminum front panel)
- Rotary encoder input selector with LEDs
- Simple and clean design remote controls
- Auto Power Standby (8 hours)


Terminals

Input	Count
Analog Audio (CD, phono, tuner, line 1, line 2, line 3)	6
TOSLINK Optical	1
Digital Coaxial	1

Output

Analog Audio (Line 2, line 3)	2
Speaker	2 (4 terminals)
Pre Out (for subwoofer)	1
Headphone Jack	1
DC Out (for optional accessories)	1

High Quality Sound



High sound quality circuit design based on the ToP-ART (Total Purity Audio Reproduction Technology) concept

ToP-ART design and ART Base ensures optimum sound when processing and transmitting the audio signal. Being simple and direct, there is less chance of noise and distortion affecting the audio signal. The design technology called ToP-ART features an I/O (input to output) direct and symmetrical design with left and right channels organized in a straight and symmetrical layout for the highest signal purity. In addition, the ART (Anti-Resonance and Tough) Base on the bottom of the chassis and a solid center bar provide high rigidity support and vibration damping. The innovative Yamaha design contributes to these amplifiers' rich audio reproduction with abundant musicality.

High Quality Parts for Outstanding Audio Performance

Yamaha integrated amplifiers effortlessly handle demanding and complex audio signals. With custom made power transformers, block capacitors, two direct signal path speaker relays, single point grounding systems, extruded aluminum heat sinks and other high quality parts, as well as how they work together determines the sound quality of any component. Yamaha only uses high quality parts that are carefully selected and tested for their sound properties and characteristics.

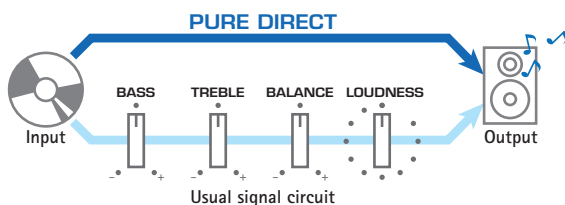


Created by Yamaha with Rich Experience, Tradition and High Technological Expertise

Yamaha has a long history – over 125 years – as a musical instrument maker as well as an exceptional reputation for Hi-Fi components. The A-S701/S501/S301 are created by taking advantage of this rich experience and high technological expertise. Based on the concept of "Natural Sound," Yamaha reproduces all music as it really sounds. Being built with scrupulous care from circuit designs to basic sound reproduction, even entry models produce rich, high quality sound.

CD Direct Amplification (A-S701) and Pure Direct Mode for Greater Sound Purity

With a straight connection to the CD input, CD Direct amplification maximizes the CD source's signal to noise ratio. Additionally, engaging the Pure Direct mode causes the music signal to travel the shortest possible circuit route, bypassing the buffer amp and the tone, loudness and balance controls to virtually eliminate any signal degradation for the purest sound quality.



Continuous Variable Loudness Control

The A-S701/S501/S301 also feature a new analog loudness control on the front panel that uses electronic volume attenuation for higher sound quality which lets you adjust the loudness effect as desired. Separate from the overall volume, this controls the balance of the low and high frequency sounds, providing full tonal range at any volume level along with compensating for the natural loss in the human ear of high and low frequencies at soft levels.



Gold-plated Terminals

Gold plated terminals ensure a high quality connection that prevents signal loss. Both the A-S701 and A-S501 have gold-plated speaker terminals and input terminals*.



*A-S501 CD, phono and coaxial input terminals only.

Extensive System Expandability


Digital Audio Input for TV and Blu-ray Disc™ Players

The amplifiers are equipped with both optical and coaxial digital input terminals. The optical is for receiving audio from a TV and the coaxial for receiving audio from a Blu-ray Disc player. The audio stays in the digital domain, giving you pure, pristine, dynamic sound for all your entertainment sources.



Speaker A, B or A+B Selection and Speaker Terminals for Two Systems

You can connect two separate speaker systems in different rooms and switch between them or have them both playing at the same time. There are four speaker terminals that can easily be selected with a simple switch of the dial.



Elegant Appearance, Energy-saving Convenience

Simple Yet Sophisticated Design

With a beautiful and simple design inherited directly from Yamaha's Hi-Fi audio components, these amplifiers boast an easy to operate button layout. The aluminum front panel has a richly textured silver hairline finish. The control knobs are also of the same luxurious construction as used on our top end models.

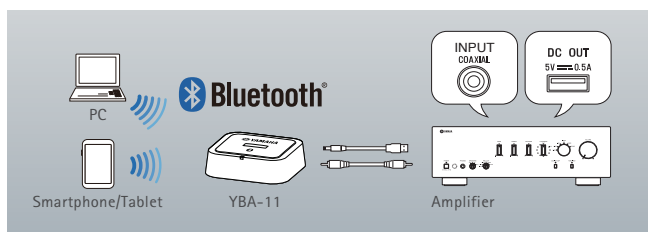


Rotary Encoder Input Selector with LEDs

The rotary encoder makes it quick and easy to select input sources. The luxurious hairline finished material offers a nice tactile feeling and the LEDs clearly show which source is selected so you can easily switch sources even in a dark room.

Connection for YBA-11 Bluetooth® Wireless Adapter

With the YBA-11, you'll be able to stream music wirelessly from a Bluetooth capable mobile phone, tablet or PC. Thanks to the digital connection and aptX® audio coding algorithm, you'll enjoy wireless music streaming with optimum sound quality. You can also conveniently power the YBA-11 via the DC Out connection on the rear panel of the amplifier.



Subwoofer Terminal

A terminal for connecting a subwoofer is provided allowing you to increase the bass output of your system for a more powerful sound.

Phono MM Terminal

Enjoy vinyl records with a phono preamp built inside the integrated amplifier. This opens the door to those who enjoy both digital and analog sources in their audio systems.

Remote Control with Clean, Simple Design

The clean, simple design of the remote control is easy to understand. With one hand operation, the easy to use design makes it simple to adjust volume, inputs and more. The unit has a sophisticated looking hairline finish that matches the design of the amplifiers and works with Yamaha CD players as well.



Auto Power Standby Function

The amplifier has a power management function that detects when it hasn't been used for a long period of time (8 hours). So even if you forget to turn the amplifier off, power consumption will be minimized.



A-S701/A-S501/A-S301



A-S701



A-S501



A-S301

Specifications

AUDIO SECTION		A-S701	A-S501	A-S301
Maximum Power	(4 ohms, 1 kHz, 0.7% THD, for Europe)	160 W + 160 W	120 W + 120 W	95 W + 95 W
Minimum RMS Output Power	(8 ohms, 20 Hz–20 kHz)	100 W + 100 W (0.019% THD)	85 W + 85 W (0.019% THD)	60 W + 60 W (0.019% THD)
Dynamic Power Per Channel	(8/6/4/2 ohms)	140/170/220/290 W	130/150/185/220 W	100/120/140/150 W
Damping Factor	(8 ohms, 1 kHz)	240	240	210
Input Sensitivity/Impedance	Phono (MM)	3.0 mV/47 kilohms	3.0 mV/47 kilohms	3.0 mV/47 kilohms
	CD etc	200 mV/47 kilohms	200 mV/47 kilohms	200 mV/47 kilohms
Output Level/Impedance	CD etc, 1 kHz, 200 mV	200 mV/1 kilohms	200 mV/1 kilohms	200 mV/1 kilohms
	8 ohms load	470 mV/470 ohms	430 mV/470 ohms	360 mV/470 ohms
Frequency Response	CD etc	20 Hz-20 kHz, 0±0.5 dB	20 Hz-20 kHz, 0±0.5 dB	20 Hz-20 kHz, 0±0.5 dB
	CD etc, Pure Direct on	10 Hz-100 kHz, 0±1.0 dB	10 Hz-100 kHz, 0±1.0 dB	10 Hz-100 kHz, 0±1.0 dB
Channel Separation (1 kHz/10 kHz)	CD, etc., Input 5.1 k-ohms Shorted	65 dB/50 dB	65 dB/50 dB	65 dB/50 dB
Total Harmonic Distortion	Phono (MM) (20 Hz–20 kHz) Rec out	0.03% (2.5 V)	0.03% (2.5 V)	0.03% (2.5 V)
	CD etc (20 Hz–20 kHz) Sp out	0.019% (50 W/8 ohms)	0.019% (45 W/8 ohms)	0.019% (30 W/8 ohms)
Signal-to-Noise Ratio (IHF-A Network)	Phono (MM) (Input Shorted, 5 mV)	82 dB	82 dB	82 dB
	CD etc [Pure Direct On, Input Shorted, 200 mV]	99 dB	99 dB	99 dB
	CD (CD Direct On)	104 dB	—	—
Residual Noise (IHF- A Network)		40 µV	40 µV	40 µV
Continuous Loudness Control Characteristics Attenuation (1 kHz)		-30 dB	-30 dB	-30 dB
Gain Tracking Error (0 – 99 dB)		0.5 dB	0.5 dB	0.5 dB
Audio In / Out		8 / 5	8 / 5	8 / 5
Subwoofer Out		Yes	Yes	Yes
Support Audio Sample Rate	Digital in (coaxial/optical)	192/176.4/96/88.2/48/44.1/32 kHz	192/176.4/96/88.2/48/44.1/32 kHz	192/176.4/96/88.2/48/44.1/32 kHz
PCM Word Depths	Digital in (coaxial/optical)	24/16-bit	24/16-bit	24/16-bit
GENERAL SECTION				
Standby Power Consumption		0.5 W	0.5 W	0.5 W
Dimensions(W x H x D)		17-1/8" x 6" x 15-1/4"	17-1/8" x 6" x 15-1/4"	17-1/8" x 6" x 15-1/4"
Weight		24.7 lbs.	22.7 lbs.	19.8 lbs.

Feature Comparison

Integrated Amplifier	A-S701	A-S501	A-S301
Dual extruded aluminum heat sinks	●	●	●
ART (Anti-Resonance and Tough) Base	●	●	●
Gold plated input terminals	●	●	—
Terminal for detachable AC cable	●	—	—
CD Direct/Pure Direct	●/●	—/●	—/●
Direct current out for optional accessories	●	●	●
Auto Power Standby	● (8 hour)	● (8 hour)	● (8 hour)