


# ViewSonic IFP8652 ViewBoard® 75" 4K Interactive Display

Report produced September, 2020



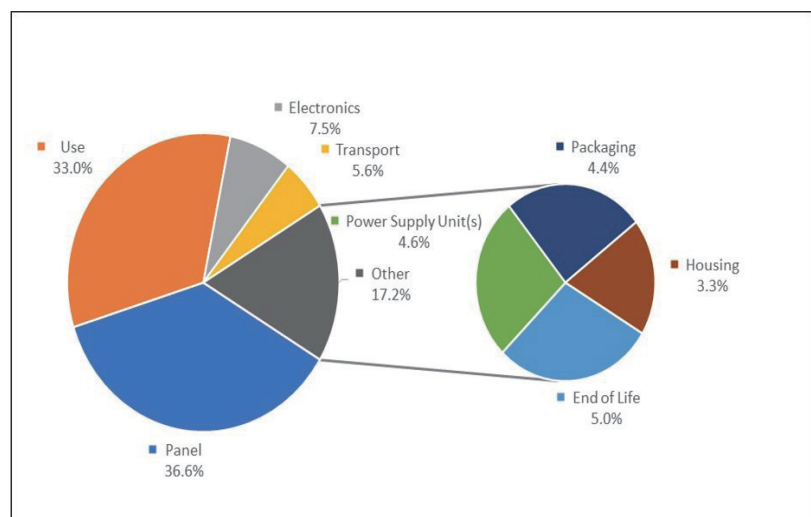
As part of ViewSonic's pledge to corporate citizenship and lowering our environmental footprint, we strive to serve the community by better understanding the significance of the product life cycle through product carbon footprinting. That process includes the estimation of emissions from materials, production, distribution, and end-of-life management.

**This product's estimated carbon footprint:**

# 1410 kgCO<sub>2</sub>e +/- 363 kgCO<sub>2</sub>e

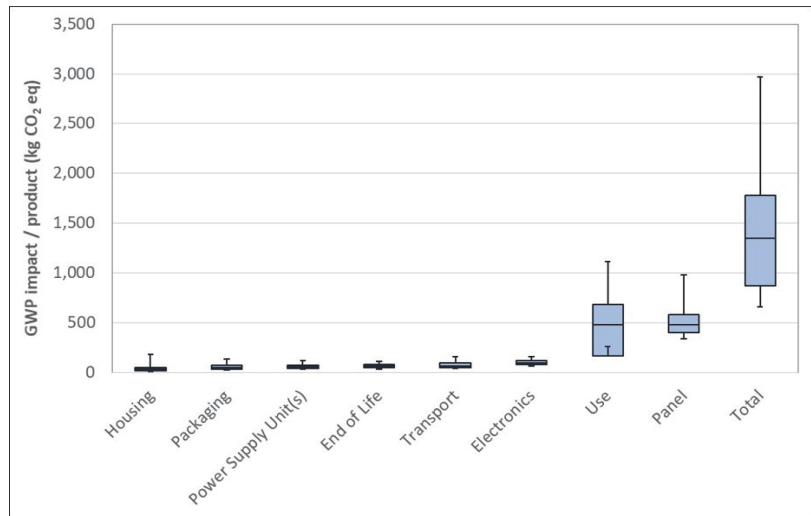
**Estimated impact by lifecycle stage with breakout for manufacturing by component:**

For environmental footprinting, ViewSonic utilizes Product Attribute to Impact Algorithm (PAIA). Developed by the Massachusetts Institute of Technology (MIT), PAIA is a streamlined life cycle assessment (LCA) tool that examines the greenhouse gas emissions released throughout the lifecycle of a product to calculate the product carbon footprint.



# ViewSonic IFP8652 ViewBoard® 75" 4K Interactive Display

Committed to being inclusive and transparent, the included box plot presents the degree of uncertainty of PAIA for product carbon footprinting. Uncertainty can come from differences in data, bias, allocation inconsistencies, and methodology used.




## Assumptions for calculating product carbon footprint:

Product Weight	71.30Kg	Product Lifetime	5 years
Screen Size	86"	Use Location	EU
Assembly Location	China	"Use Energy Consumption (Yearly TEC)"	187.93 kWh


# 1410 kgCO2e

To provide a better context to the estimated carbon footprint impact, ViewSonic supplies these estimated equivalencies. Please note that these are approximations only and should not be used for official carbon footprinting operations.

## Carbon footprint of this monitor is equivalent to

 **0.256**  
home's electricity use for one year

 **57.6**  
propane cylinders used for home barbeques

 **171,516**  
number of smartphones charged.

The equivalent data are referred to Greenhouse Gas Equivalencies Calculator of US.EPA.  
<https://www.epa.gov/energy/greenhouse-gas-equivalencies-calculator>