



1RK-CHASSIS ONErack chassis


Installation Guide V1.30

In this guide

In the box	1
Building a kit chassis	2
Building the chassis	3
Contact us	6

In the box

2 side panels (identical)



6 mounting rails






4 Bolt strips



24 M4 screws



1 M6 rack mounting kit

- 4 
- 4 
- 4 

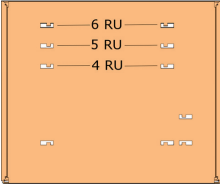


In the unlikely event that a component is missing or damaged, please contact tech.usa@tvone.com or tech.europe@tvone.com.

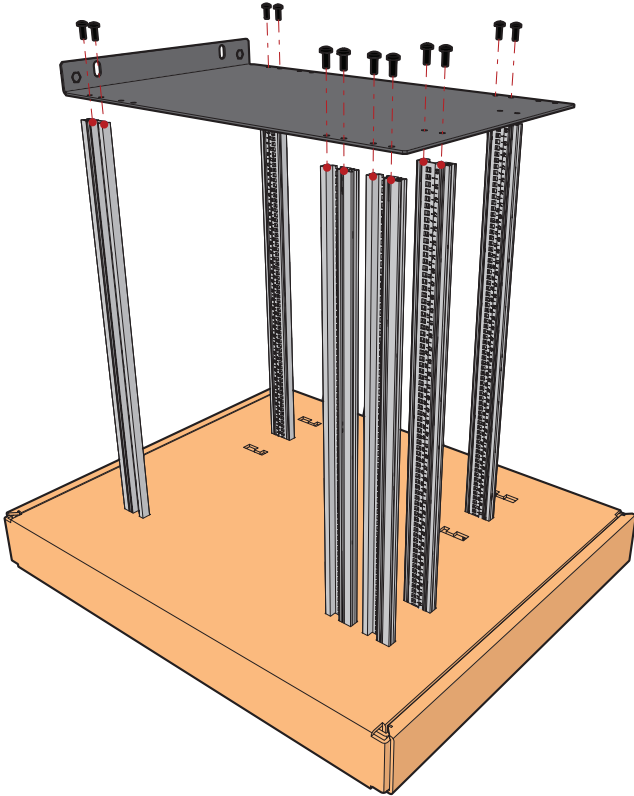
Tools

Pozidriv® PZ2 crosshead screwdriver

Building a kit chassis



If you purchased your chassis as part of the ONERack kit, you can use the kit box to help you align and steady the mounting rails as you attach the first side panel. The kit box contains holes for 4RU, 5RU, and 6RU chassis. Make sure you use the correct holes for your chassis.



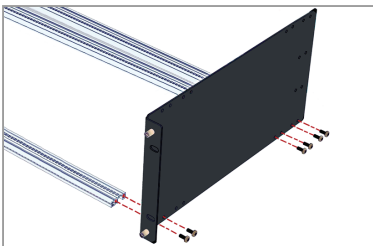
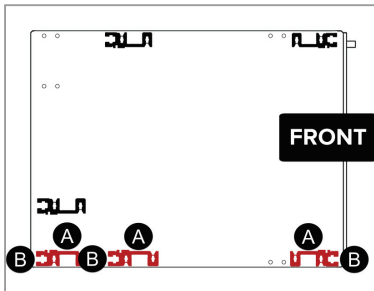
Now go to step 3 of Building the chassis on page 5.

Building the chassis


1. Position the three lower rails with:
 - A. The numbers facing upwards
 - B. The space for the bolt strip facing outwards



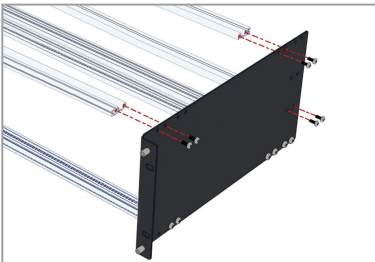
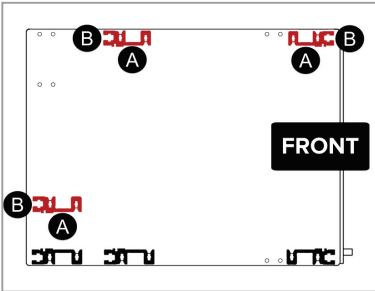
Use M4 screws to connect the rails to the side panel.



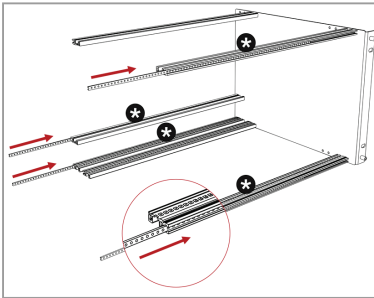
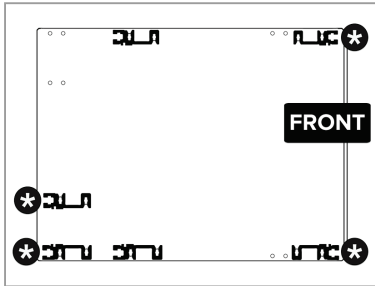
2. Position the three upper rails with:
- A. The numbers facing downwards
 - B. The space for the bolt strip facing outwards




Use M4 screws to connect the rails to the side panel.



3. Slide an M3 bolt strip into each of the four mounting rails shown here.



4. Use the remaining 12 M4 screws to connect the other side panel to the mounting rails.



Contact us

 tvone.com

 info@tvone.com

 **Support NCSA:** tech.usa@tvone.com

 **Support EMEA:** tech.europe@tvone.com

 **Support Asia:** tech.asia@tvone.com

Information in this document is subject to change without notice. No part of this publication may be reproduced, stored in a retrieval system, or transmitted in any form or any means electronic or mechanical, including photocopying and recording for any purpose other than the purchaser's personal use without the written permission of tvONE.

Copyright © 2019 tvONE™. All rights reserved.

Registered in the U.S. Patent and Trademark Office.