

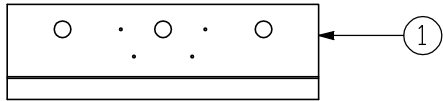
■ SPECIFICATIONS

Type	In-Wall Mounting 6 Channel Mixer Power Amplifier
Output Power	60 W RMS
Power Bandwidth	(D) 20 to 20,000 Hz, 0.5% THD (T) 50 to 20,000 Hz, 0.5% THD
Frequency Response	(D) 30 to 20,000 Hz ± 1 dB (T) 30 to 15,000 Hz ± 1 dB (T) 30 to 20,000 Hz +1dB, -2 dB
Total Harmonic Distortion	0.02% at 1kHz, Rated Output
Inputs	Six Input Ports ; 100mV / 10kohms Each port accepts any input module except T-01S. (Use T-01S only in port #5 or #6) One Bridging Input/Output ; 100mV / 3.3kohms
Outputs	(T) 8 ohms, 25 V & 70 V, Balanced (D) 4 ohms, Unbalanced
Output Regulation (1kHz)	(D) Less Than 0.5 dB, No Load to Full Load (T) Less Than 1.0 dB, No Load to Full Load
S/N Ratio	(Band Pass : 20 to 20,000 Hz Controls OFF ; 90 dB Equalizer IN ; 88 dB Master Volume Max. ; 77 dB Compressor IN ; 84 dB
Compression	Attack Time ; No Greater Than 2msec. Compression Range ; 30 dB Release Time ; Variable 20msec. to 2 sec Distortion ; Less Than 1 %
Equalization	9-band One-octave Graphic Equalizer Center Frequencies ; ISO 63, 125, 250, 500, 1k, 2k, 4k, 8k, 16kHz Equalization Range ; ± 12 dB
Filters	High-pass Filter ; 180 Hz, 12 dB / octave Low-pass Filter ; 7kHz, 12 dB / octave
Indicators	1 LED Power Indicator 1 LED Peak Indicator
Protection Circuitry	Built-in with 2 AC Fuse (1 inside) and 1 Output Circuitry Output Circuitry Protection when Heatsink Temperature Overheats
Connectors	Input #1 to #6 ; Card-edge Connector Output ; Screw-terminal strip Bridging Input/Output ; Screw-terminal Strip Mute ; Screw-terminal strip
Power Requirement	120 V AC, 60 Hz
Power Consumption	100 W
User's Space (Blank Panel)	Size (WxHxD) ; 101.6 (4") x 60.3 (2.4") x 95.3 (3.8") mm Effective Space for Customizing Optional expanding kit WE-2 may be loaded.
Weight	13.7kg (30,20 lbs) ; Without Input Modules and Back Box
Color	Silver
Accessories	Volume Control Cover x 3 pcs
Associated Equipment	Plug-in Modules for Input ; M-01S, U-01S, B-01S, L-01S, I-01S Plug-in Modules for Input with MUTE ; U-11S, U-12S, B-11S, L-11S, M-11S Plug-in Modules for Input with Remote Volume Control Facility ; M-21S, U-21S Plug-in Modules for Line Output ; T-01S Plug-in Modules for Tone Signal ; S-01S, S-02S, S-03S Volume Control Cover ; YA-910 Expanded Kit ; WE-2

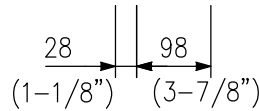
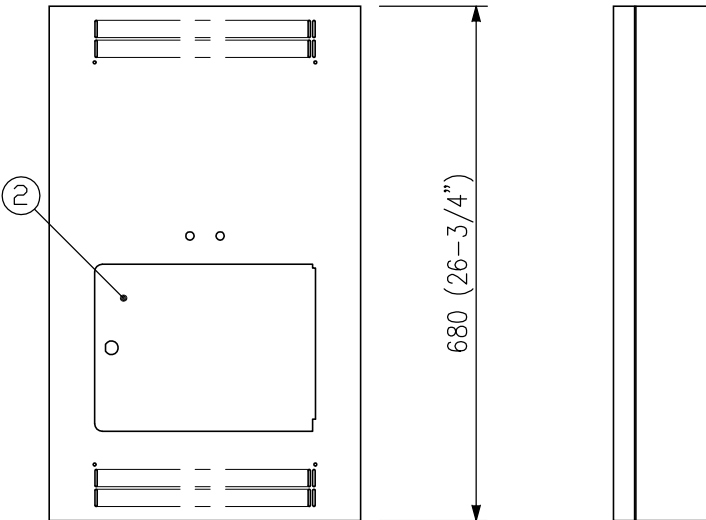
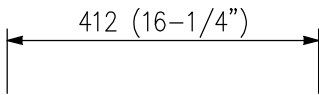
Note) (D) : Direct Output, (T) : Transformer Output
Power Bandwidth and Frequency Response are from input port to power amplifier output.

■ APPEARANCE

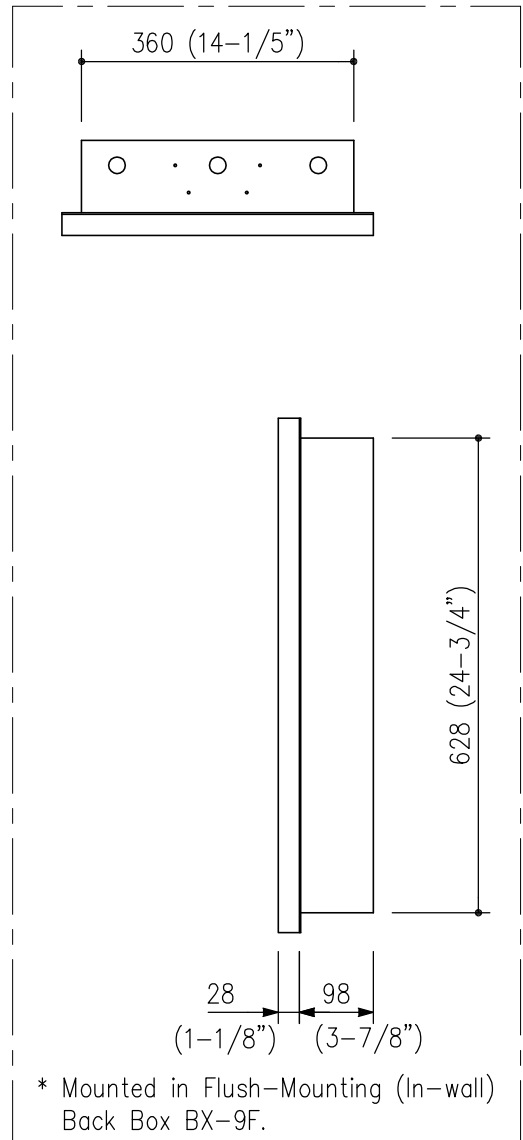
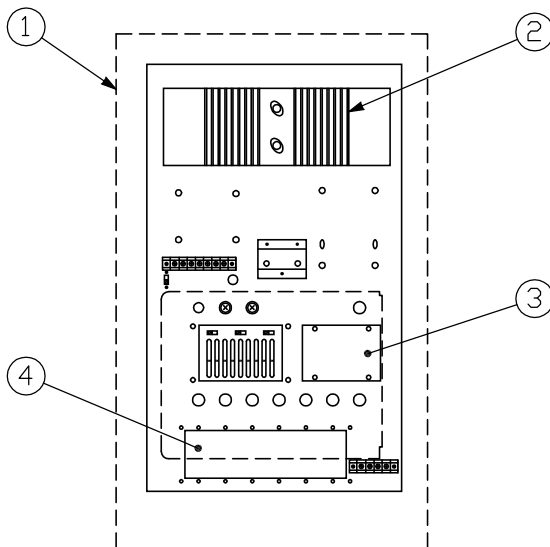
* Mounted in Surface-Mounting (On-wall) Back Box BX-9S.



- 1. Back Box (BX-9S)
- 2. Key-locked Door



■ CONTROL PANEL



* Mounted in Flush-Mounting (In-wall) Back Box BX-9F.

- 1. Back Box
- 2. Heat Sink
- 3. Blank Panel (User's Space)
- 4. Module Input Ports

UNIT:mm SCALE:1/10