



## Digital Mixer Amplifier A-800D Series



*The industry leader in background music future-proofed*

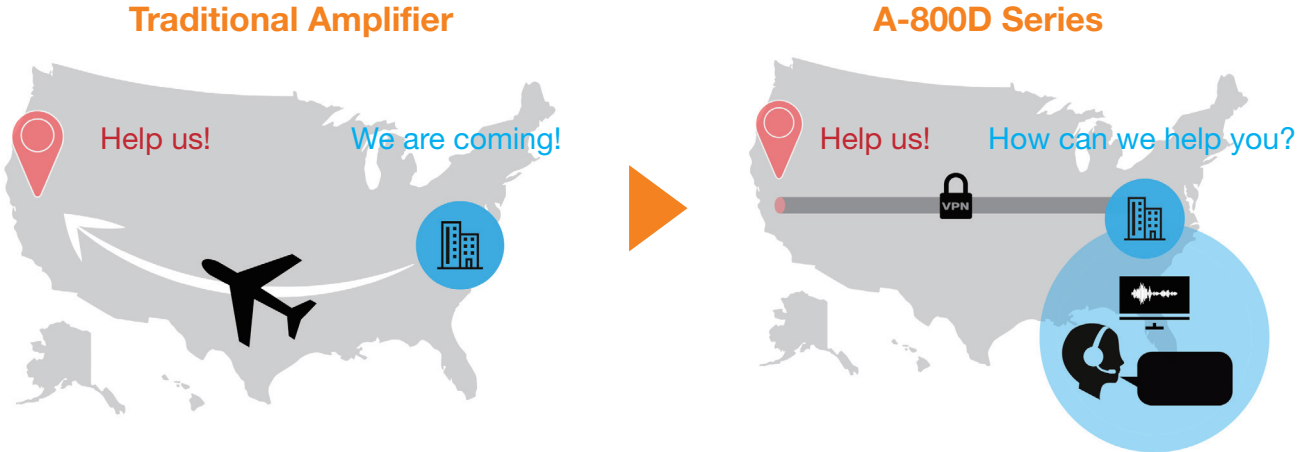
# OVERVIEW

TOA's new mixer amplifier provides maximum flexibility with up to eight inputs and up to 480 W of power. Browser based control and monitoring from anywhere reduces your time troubleshooting and adjusting systems. Onboard DSP, a sleek new appearance, MOH output, two available 900 series module slots and TOA's legendary quality and reliability makes this a perfect fit for background and foreground music, paging, and noise masking applications.

# KEY BENEFITS

## 1. Remote Troubleshooting

A web browser interface allows you to view input and output levels and amplifier status from your office location. A quick check of the downloadable log files can verify the need to dispatch a technician.




## 2. Remote Control

You can adjust the speaker volume either by the physical controls on the front panel of amplifier, by the optional remote volume controller, or on web browser. IP control protocol is also available for further integrations and developments.

>> Volume adjustment on site

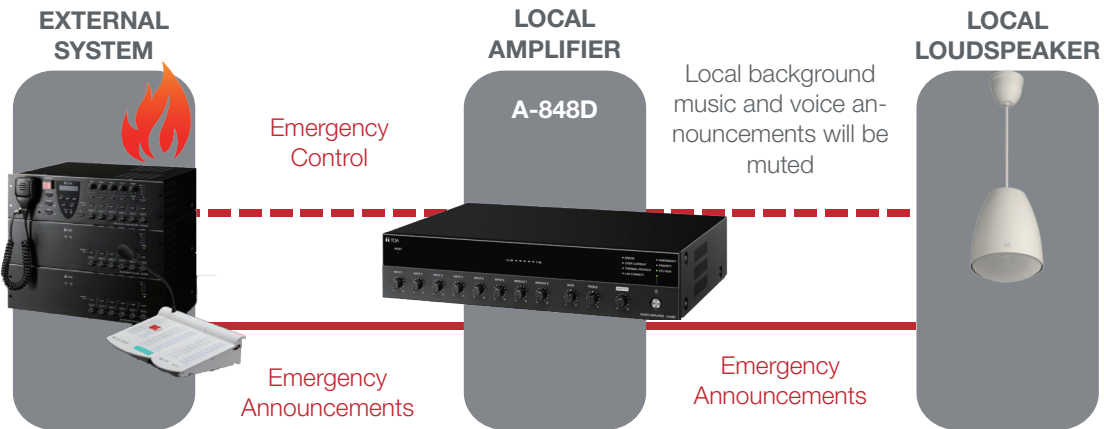
>> Open/close the shop at a touch



\* IP protocols are available to develop unified user interface including sound system, air conditioning system, and lighting system.


### 3. Emergency Voice Announcement

Integrated an external system to mute or override local sound. When the unit is set to override local sound, the broadcast is made at maximum level, regardless of system settings.



### 4. Flexible Input

Select from the wide variety of TOA 900 series input modules, including our SP-11N VoIP phone paging module, our NM-01 noise masking module, or our WTU-M9800 AM wireless microphone receiver module.



## KEY FEATURES

- » TOA Class D amplifiers for maximum efficiency
- » Auto Gain Control for microphone inputs
- » Onboard DSP
  - » Dynamic Feedback Filters
  - » Speaker EQ (3 bands of parametric EQ) Input tone controls
- » Assignable input priorities
- » Builtin defeatable pre-announce chime
- » Log Data
- » IP protocol available

# Module Selection Chart

	Description	3 Screw Terminals	Female XLR	Male XLR	1/4" Phone Jack	RCA Jack	Dual RCA Jacks	5 Screw Terminals
<b>Mic Input Modules</b>	Mic/Line Input with Mute Send/Receive, High/Low Filters	ML-11T						
	Standard with High/Low Cut Filters, Phantom	M-01S T	M-01F	M-01M	M-01P			
	Mute-Receive with High/Low Cut Filters, Phantom	M-11S T						
	Mute-Send with High/Low Cut Filters, Phantom	M-41S						
	Compressor with High/Low Cut Filters, Phantom	M-61S T	M-61F					
	Remote Volume Control with High/Low Cut Filters, Phantom							M-21S
<b>Line Input Modules</b>	Mic/Line Input with Mute Send/Receive, High/Low Filters	ML-11T						
	Standard, no special features or adjustments	B-01S T L-01S T U-01S T	B-01F L-01F U-01F		U-01P	U-01R		
	Standard with High/Low Cut Filters, Phantom	U-03S T					U-03R	
	Standard with Mute-Receive	B-11S T L-11S T						
	Standard with Mute-Receive, Gain	U-11S T				U-11R		
	Mute-Receive with High/Low Cut Filters, Gain	U-13S					U-13R	
	Mute-Receive with Variable Mute Depth, Gain	U-12S T						
	Mute-Send	B-41S L-41S T						
	Mute-Send with High/Low Cut Filters	U-43S					U-43R	
	Remote Volume Control with Gain							B-21S U-21S
	Compressor with Gain	U-61S T						
	Dual Input Priority with Auto Gain Control, Gain						U-14R	
<b>Special Function Modules</b>	Line Output with Gain	T-01S T						
	Line Input with Gain, Music-On-Hold (MOH) Output							T-02S
	Line Input with Gain, Music-On-Hold (MOH) Output, Mute-Receive							T-12S
	1 kHz Sine Wave Test Tone with Gain	S-01S T						
	Buzzer/Yelp Signal Tone with Gain	S-02S T						
	Switch-selectable Tones (4) with Gain	S-04S T						
	Noise Masking							NM-01
	VoIP Phone Paging SIP Supported	SP-11N AM						
	Equalizer for F-121C/CU2 Speakers							E-03R
Remote Master Volume Control (VCA)	V-01S							

\*WTU-M9800 Wireless Receiver is also available

## APPEARANCE



# WEB BROWSER INTERFACE

Connect the A-800D Digital Mixer Amplifier to a network to access the onboard browser interface. Static or DHCP address assignment may be used.

Browser Interface allows access to:

- » Account ID (Username and Password) settings
- » System status, including real time display of input and output levels
- » System log
- » Firmware updates
- » Input priority settings
- » System EQ



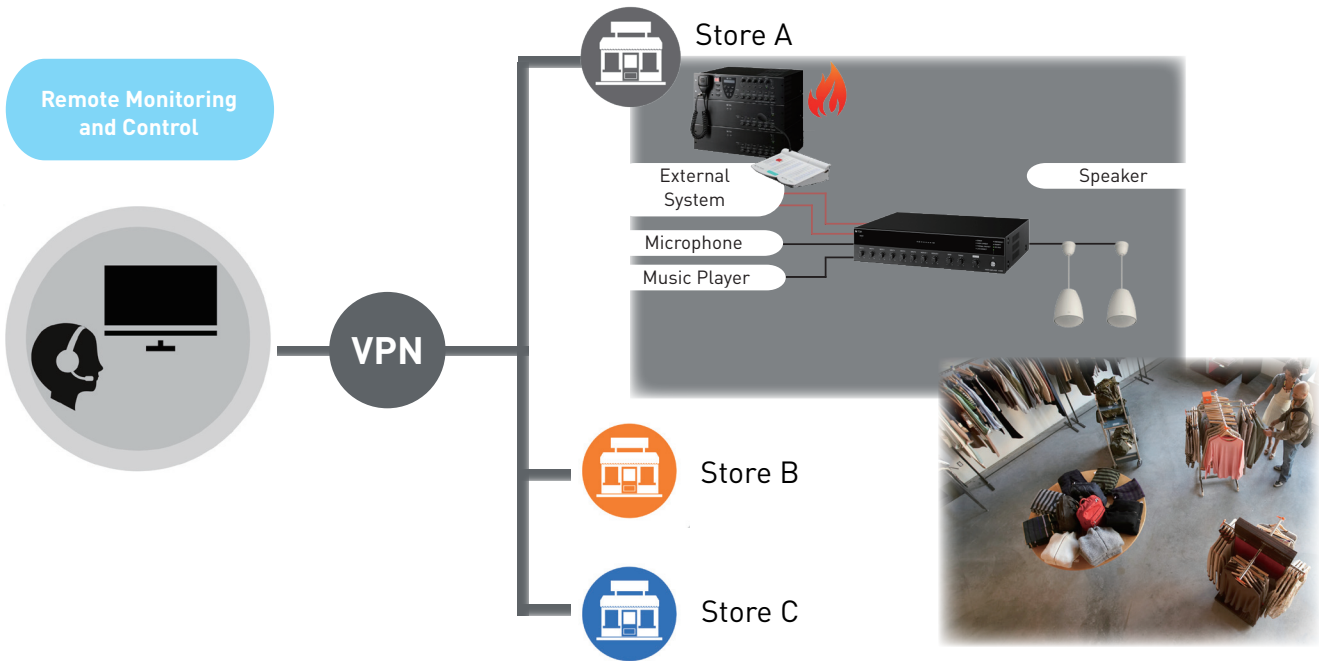
## •System requirements

PC running Windows 10 (64-bit)

Supported browsers:

Microsoft Internet Explorer™\*, Microsoft Edge™\*, Google Chrome™\*, and Mozilla Firefox™\*

# APPLICATION | Retail Chain Stores



Notes:

- Microsoft Windows, Microsoft Edge, and Microsoft Explorer are registered trademarks of Microsoft Corporation.
- Google Chrome is a registered trademark of Google LLC.
- Mozilla and Firefox are registered trademarks of the Mozilla Foundation.

TOA mixer amplifiers have gained trust of customers in the U.S. for over 45 years.



## » SPECIFICATIONS

MODEL	A-812D	A-824D	A-848D
Power Source	120 V AC, 60 Hz		
Rated Output	120 W	240 W	480 W
Power/Current Consumption	170 W (rated output), 46 W (based on UL62368) 200 mA or less (when power switch is OFF)	317 W (rated output), 62 W (based on UL62368) 200 mA or less (when power switch is OFF)	621 W (rated output), 103 W (based on UL62368) 200 mA or less (when power switch is OFF)
Frequency Response	50 Hz to 20 kHz $\pm 3$ dB (1/8 rated output)		
Distortion	1 % or less at 1 kHz, rated power (20 kHz LPF (AUX-0025))		
Tone Control	Bass: $\pm 10$ dB at 100 Hz, Treble: $\pm 10$ dB at 10 kHz		
Signal to Noise Ratio	88 dB or more (Master volume: min) 76 dB or more (Master volume: max) 55 dB or more (INPUT 1 to 6) (A-weighted)		
Audio Input			
INPUT 1, 2	-60 dB* (MIC)/-20 dB* (LINE) selectable, 600 $\Omega$ , electronically-balanced, removable terminal block (3.81 mm, 3 pins) <b>Note:</b> MIC inputs are equipped with phantom power (24 V DC, ON/OFF switchable).		
INPUT 3, 4	-60 dB*, 600 $\Omega$ , electronically-balanced, removable terminal block (3.81 mm, 3 pins) <b>Note:</b> Equipped with phantom power (24 V DC, ON/OFF switchable).		
INPUT 5, 6	MIC/LINE selectable MIC: -60 dB*, 600 $\Omega$ , electronically-balanced, removable terminal block (3.81 mm, 3 pins) LINE: -20 dB*, 10 k $\Omega$ , unbalanced, RCA pin jack x 2		
MODULE 1, 2	-20 dB*, 10 k $\Omega$		
Power Amplifier Input	0 dB*, 600 $\Omega$ , unbalanced, RCA pin jack (An equalizer or other signal processor connectable between PRE AMP OUT and PWR AMP IN terminals.)		
Input Bus			
INPUT 1 to 4	AUDIO		
INPUT 5, 6	AUDIO/DUCK selectable		
MODULE 1, 2	AUDIO/DUCK selectable		
Audio Output			
SPEAKER OUT	High impedance: 70 V line/42 $\Omega$ / Low impedance 4 to 16 $\Omega$ selectable	High impedance: 70 V line/21 $\Omega$ / Low impedance 4 to 16 $\Omega$ selectable	High impedance: 70 V line/10 $\Omega$ / Low impedance 4 to 16 $\Omega$ selectable
	Removable terminal block (5.00 mm, 3 pins)		
REC OUT	0 dB*, 600 $\Omega$ , unbalanced, RCA pin jack x 2		
PRE AMP OUT	0 dB*, 600 $\Omega$ , unbalanced, RCA pin jack		
Control Input	4 channels, no-voltage make contact input, open voltage: 35 V DC or less, Short-circuit current: 10 mA or less, removable terminal block (3.81 mm, 4 pins) REMOTE VOLUME: Removable terminal block (3.81 mm, 4 pins)		
Control Out put	POWER REMOTE: Open collector output, withstand voltage: 30 V DC or less, control current: 25 mA or less, removable terminal block (3.50 mm, 4 pins) EMERGENCY OUT: Open collector output, withstand voltage: 30 V DC or less, control current: 25 mA or less, removable terminal block (3.50 mm, 4 pins)		
Chime	1-note, 2-note, or ascending 4-note chime, or None selectable with switch setting		
Indicators	LED level meter, Power indicator, Network connection confirmation indicator, Priority broadcast indicator, Emergency broadcast indicator, Thermal protection indicator, Over-current protection indicator, CPU running indicator, Error indicator		
Operating Temperature	-10 to +40 $^{\circ}$ C (14 to 104 $^{\circ}$ F)		
Operating Humidity	85 % RH or less (no condensation)		
Finish	Panel: ABS resign, black Case: Surface-treated steel plate, black, paint		
Dimensions	420 (w) x 96.1 (h) x 313.1 (d) mm or 16,54" x 3.78" x 12.33"		
Weight	5.2 kg or 11.46 lb		5.4 kg or 11.9 lb
Options	Input transformer: IT-450, Perforated panel: PF-013B		

\* 0 dB = 1 V

Note: The design and specifications are subject to change without notice for improvement.



**Smiles for the Public**

Specifications are subject to change without notice.  
(2007) 833-61-100-57-02

TOA Corporation  
[www.toa.jp](http://www.toa.jp)