

WA49B5205AW

SAMSUNG

Samsung 4.9 cu. ft. Capacity Top Load Washer with ActiveWave™ Agitator and Active WaterJet



Features

- ActiveWave™ Agitator
- Large 4.9 cu. ft. Capacity
- Active WaterJet
- EZ Access Tub
- Deep Fill
- Smart Care*
- Vibration Reduction Technology+
- Swirl+ Tub Interior
- Self Clean
- Soft-Close Lid
- ENERGY STAR® Certified
- Accessibility (AUI, Braille)
- 750 RPM Maximum Spin Speed
- Direct Drive Motor
- 10 Preset Washing Cycles
- 7 Additional Washing Options

Convenience

- Child Lock
- Dispenser Trays: Main Wash, Softener, Bleach
- EZ Drawer Dispenser

Ratings



ENERGY STAR® Rated:
IMEF = 2.06
IWF = 4.3
120 kWh/yr

Electrical Requirements

120 V / 60 Hz
15 Amps

Specifications

10 Preset Washing Cycles:

Normal, Bedding/Waterproof, Heavy Duty, Permanent Press, Brilliant Whites, Delicates, Quick Wash, Self Clean, Rinse + Spin, Spin Only

7 Additional Washing Options:

Delay End, Pre Soak, Sound, Child Lock, Fabric Softener, Deep Fill, Smart Care

5 Temperature Settings:

Hot, Warmer, Warm, Cool, Cold

5 Spin Settings:

High, Medium High, Medium, Low, No Spin

5 Soil Settings:

Heavy, Medium Heavy, Normal, Medium Low, Light

Warranty

One (1) Year Parts and Labor

Three (3) Years Stainless Tub Part (Part Only)

Washing DD (Direct Drive Motor)

Motor Part (Part Only):

Ten (10) Years

Twenty (20) Years Limited to "U.S.-Assembled"

Washers Only

Product Dimensions & Weight (WxHxD)

Dimensions: 27⁹/₁₆" x 44⁹/₁₆" x 29⁷/₁₆"

Weight: 132.3 lbs

Shipping Dimensions & Weight (WxHxD)

Dimensions: 30¹/₈" x 46⁷/₈" x 31¹/₄"

Weight: 141.1 lbs

Available Color



White

Washer	Model #	UPC Code
White	WA49B5205AW	887276644271
Matching Impeller Washer		
White	WA50R5200AW	887276300528
Matching Electric Dryer		
White	DVE50R5200W	887276300733
Matching Gas Dryer		
White	DVG50R5200W	887276300764

*Requires wireless network, Samsung account and Samsung SmartThings App. The Samsung SmartThings App supports Android OS 4.0 (ICS) or later which is optimized for Samsung smartphones (Galaxy S and Galaxy Note series). This app also supports iOS 7 or later for iPhone models. Samsung SmartThings App available in App Store and Play Store.

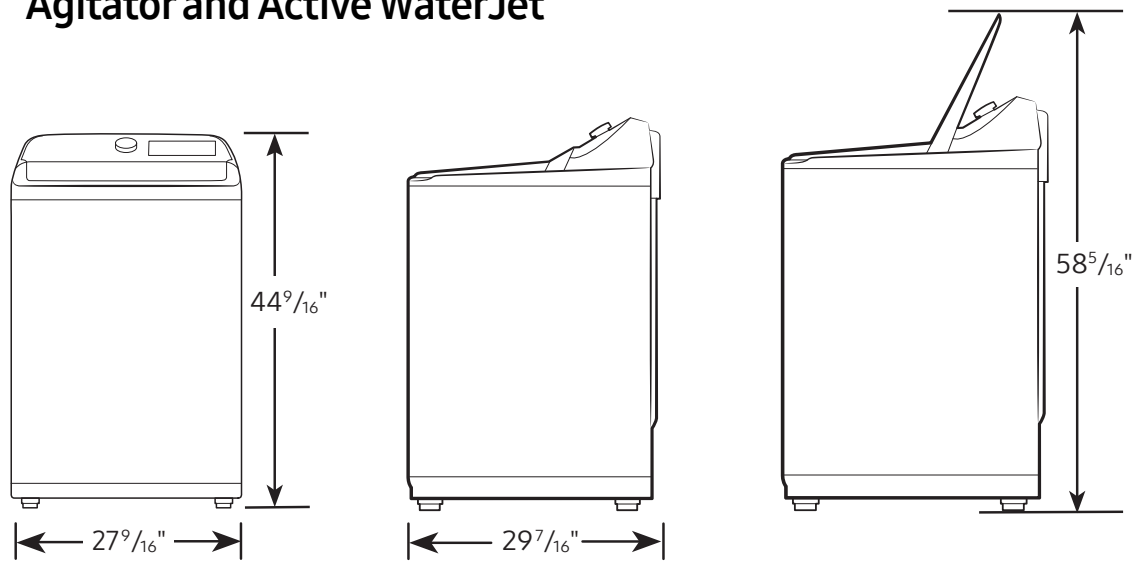
WA49B5205AW

SAMSUNG

Samsung 4.9 cu. ft. Capacity Top Load Washer with ActiveWave™ Agitator and Active WaterJet

Dimensions

Required dimensions for installation:

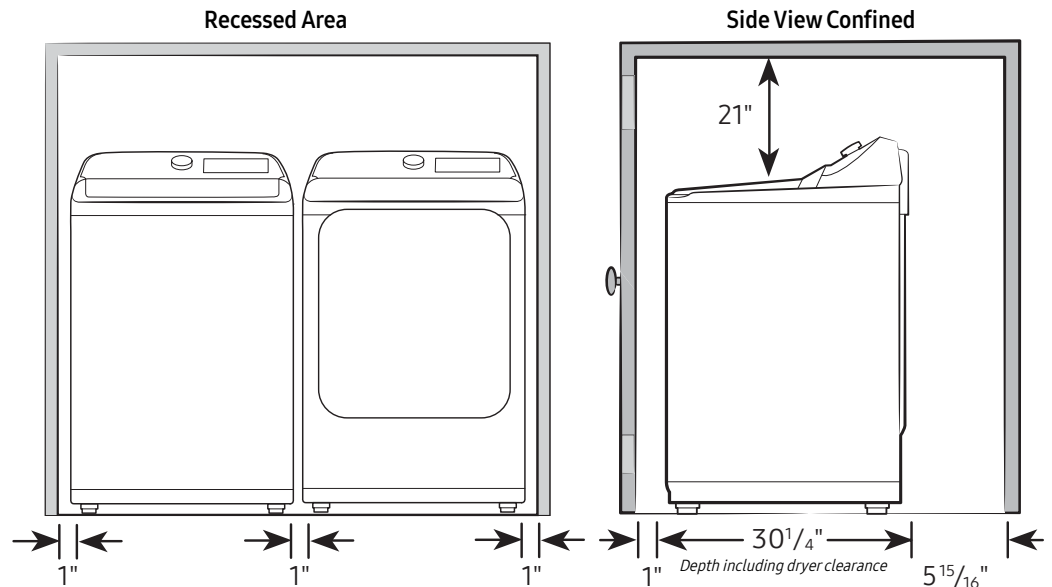


Installation Specifications – Side-by-Side or Stand-alone

If the washer and dryer are installed together or the dryer alone, the closet front must have two unobstructed air openings for a combined minimum total area of 72-inch². Your washer alone does not require a specific air opening.

Alcove or closet installation

Minimum clearance for closet and alcove installations:

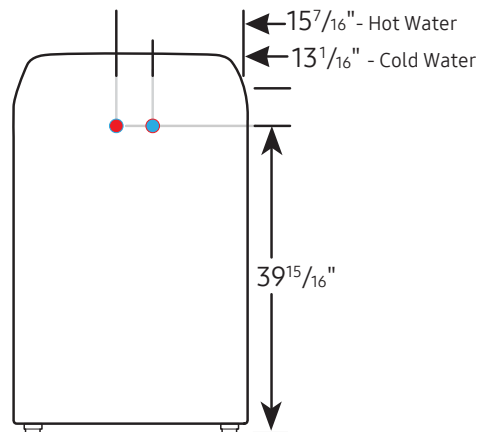


Connection Dimensions

Back view of washer

LEGEND:

- Hot Water Connection
- Cold Water Connection



Actual color may vary. Design, specifications, and color availability are subject to change without notice. Non-metric weights and measurements are approximate.

©2022 Samsung Electronics America, Inc., 85 Challenger Road, Ridgefield Park, NJ 07660. Tel: 800-SAMSUNG. samsung.com. Samsung is a registered trademark of Samsung Electronics Co., Ltd.