


SAMSUNG



The Wall: MMF-A (All-In-One)

MMF-A series

Uncompromised visuals, now more accessible

The Wall is a pioneer, constantly opening new ways for unmatched visual statements. Leveraging Samsung's rich R&D heritage, it offers a true all-in-one solution while maintaining its signature picture quality. True black presentation enhances immersion with greater details, while Samsung's exclusive Quick Build technology streamlines installation process—setting up a giant screen in just two hours. Additionally, the control box is fully integrated into the display, eliminating the time-consuming configuration between control box and cabinet. Discover The Wall: MMF-A now all-in-one, designed to revolutionize the way you do business.

Key features



True black presentation

A pristine black canvas brings a new dimension of immersion, creating flawless black levels with enhanced details.



HDR technology

With HDR10/10+ picture refinement technology, The Wall: MMF-A (All-In-One) optimizes the brightness and contrast ratios for enhanced visuals.



Quick build

Samsung's exclusive technology enables a drastically simplified installation taking only two hours to complete a giant 136-inch screen.

* Install time estimate based on internal testing.




Built-in control box

The built-in control box eliminates a cumbersome configuration process to get the display up and running faster.



All-inclusive components

From the control box and wall brackets to speakers and deco bezels, every extra peripheral needed to begin operation is included.



Multi-screen connection

Samsung's The Wall: MMF-A (All-In-One) allows users to combine multiple displays side by side for simultaneous use, expanding business possibilities for large meeting spaces.

* Install time estimate based on internal testing.

Specifications

Model		MMF-A
		136" 2K
Physical Parameter	Pixel Pitch	1.56 mm
	Pixel Configuration	1 red, 1 green, 1 blue
	Configuration (L x H, per cabinet)	1,920 x 1,080 pixels
	Diode Type	Flip-chip RGB LED
	Dimensions (mm / in.), L x H x D, per cabinet	3,008.7 x 1,695.8 x 62.3 mm / 118.5 x 66.8 x 2.5 in. (63.8 mm / 2.5 in. total depth with Wall mount)
	Dimensions (inch, Diagonal x D, per cabinet)	135.5 x 2.4 in.
	No. of Modules (W x H, per cabinet)	20 x 10
Optical Parameter	Weight (per screen)	130 kg / 59 lbs.
	Brightness (Max)	500 nit
	Contrast Ratio	10,000 : 1
	HDR Compatibility	HDR10 / HDR10+ support / AI Picture
	Viewing Angle - Horizontal	160°
	Viewing Angle - Vertical	160°
	Bit Depth	16 bit (Internal processing 20bit)
Electrical Parameter	Color Temperature - Default	6,500K ± 500K
	Color Temperature - Adjustable	2,800K ~ 10,000K
	Video Rate	50/60 Hz
	Input Power Range	100~240 VAC, 50/60 Hz
	Power Consumption - Max	1,660 (W/Screen)
	Power Consumption - Typ	620 (W/Screen)
	Power Consumption - Standby	less than 0.5W
Operational Parameter	Heat Generation - Max	5,664 (BTU/Screen)
	Heat Generation - Typ	2,116 (BTU/Screen)
	Refresh Rate	3,840 Hz
	Visual Refresh Rate	N/A
	Power Redundancy	No
	Working Temperature / Humidity	0°C~+40°C / 10%~80%RH
	Storage Temperature / Humidity	-20°C~+45°C / 5%~95%RH
Connectivity / Sound	IP Rating	IP40 (Front) / IP20 (Rear)
	LED Lifetime	TBU
	Controller	Built-in
	Input (Video)	HDMI 2.0 (4), USB 2.0 (2)
	Output	Audio (Stereo mini Jack) / eARC
	WiFi / BT	O / O
	External Control	RS232C (in), RJ45
Certification	Speaker	10W 2ch
	Safety	62368-1, 60950-1
	EMC	Class A
	Eye-protection	TUV Eye Comfort
Service	Service	Front
Storage	Storage	16GB (available 10GB)
Features	Operating System	Tizen 8.0
	MagicINFO	Yes
	VXT	Yes (CM)
	Sensor	Temperature, Eco Sensor
	Other	AI Picture
	Other SW Features	Workspace, Auto Source Switching & Recovery, Dicom Simulation Mode, SmartView+
Accessories	Accessories (in-box)	Décor Frame, Frame Kit, Buffer parts (10 Modules, 1 T-Con, 1 SMPS)
	Remote Control	IR Remote Controller
Package	Box Dimension (mm /in., W x H x D)	1,850 x 2,079 x 815 mm / 72.8 x 81.9 x 32 in.
	Package Weight (per cabinet)	220 kg / 485 lbs.
Special Installation	Curve	N/A
	Inclination	N/A
	Rotation	N/A
	L-Shape	N/A
	Other	Side by Side Installation with additional frame kit

Learn More

Product Support


Follow Us


samsung.com/display

samsung.com/business

insights.samsung.com

1-866-SAM4BIZ

 youtube.com/samsungbizusa

 @SamsungBizUSA

