

SAMSUNG

**Immerse your audience in realistic,
seamless brilliance.**



IF Series SMART LED Signage



Engage indoor customers with realistically brilliant picture quality.

Flexibility combines with outstanding color to deliver an attention-grabbing, realistic visual experience with the IF Series displays. Available in 1.5mm, 2.0mm or 2.5mm pixel pitch, they deliver incredible resolution and detail, even from close-up. With an 18.8" x 21.2" x 2.5" form factor, they lend themselves to creative and efficient use of your space, while front-access maintenance enables catwalk-free installation. Exclusive Samsung technologies and advanced calibration options deliver color that's noticeably exceptional, even in tastefully low-light settings like galleries and lobbies. No matter the setting, Samsung IF Series signage displays ensure your messages have never been more impressive.



Visual Innovation Delivers Outstanding Messaging

The IF Series is the latest extension of Samsung's ongoing commitment to continuous LED innovation. These cutting-edge displays combine market-leading video processing tools with specialized LED High Dynamic Range (HDR) technology to maximize brightness and refine overall picture presentation. Additionally, each IF Series display is customized for unique indoor content needs.



Sharp Indoor Messaging with Efficiency

Through an intuitive, easy-to-manage design, the IF Series displays help deliver indoor messaging with improved overall operational efficiency, while reducing expenses. Versatile full-front and rear service access grants additional installation and service flexibility. And advanced UHD compatibility and signal redundancy eliminate the need for multiple external devices and tools to reliably produce high-quality content.



Designed with Samsung Reliability

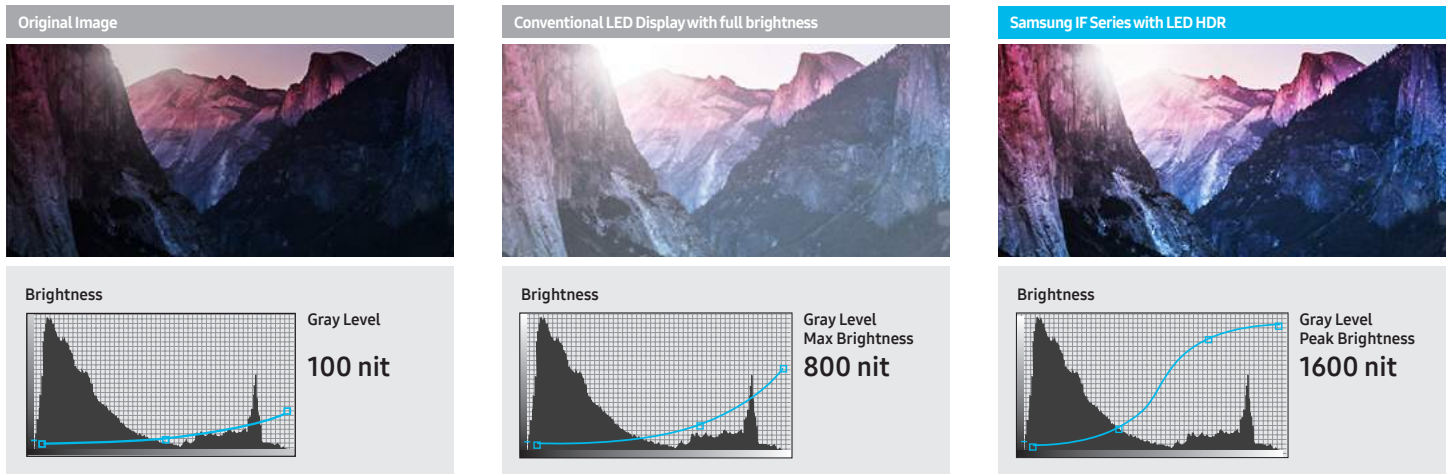
Each IF Series display undergoes rigorous durability testing to ensure continuous performance regardless of surrounding conditions. Likewise, an energy-efficient fanless cabinet design makes temperature and ventilation easy to manage, to further reduce operational demands and simultaneously extend product shelf life.

Fine Pixel Pitch with Superior Visual Performance

Brighter, More Realistic Images with LED HDR Technology

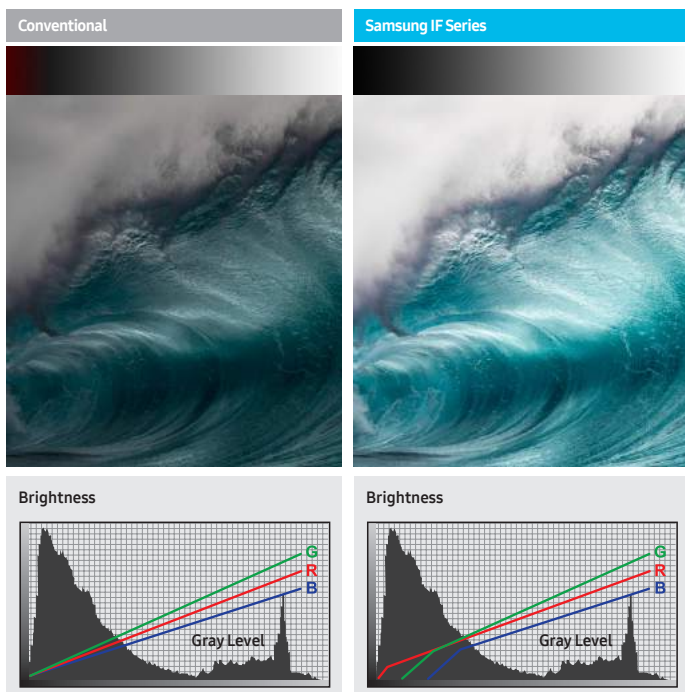
Samsung's IF Series Direct-View LED video wall displays leverage LED HDR picture technology, which optimizes LED brightness and creates a more realistic viewing experience with a full spectrum of color and all the visual details. LED HDR Scene adaption technology analyzes and fine-tunes grayscale levels within each frame to maximize contrast, while a complementary algorithm removes glare for more comfortable and engaging viewing.

To further enhance brightness, the IF series uses dynamic peaking to modify color compensation, electrical current control and power levels. This enables the IF series displays to achieve peak brightness levels up to 2400 nits (IF020H/IF025H), which is nearly twice as high as standard LED displays.



Accurate Color Expression for Low Brightness Environments

Even in low-brightness environments like broadcast studios, galleries and restaurants, the IF Series delivers superior color. A unique grayscale management algorithm maintains consistent RGB gradation, for beautifully accurate low-light color.



Factory and On-site DSLR Calibration for Perfectly Balanced Color

Samsung's advanced color calibration in our fine pixel pitch LED displays eliminates color expression gaps and maintains presentation consistency. Every IF Series display is factory calibrated, which fine-tunes all sub-pixels for exceptional brightness uniformity and color chromaticity across each screen right out of the box. Once installed, we also offer on-site calibration using your DSLR camera. And our LED Signage Manager makes module-to-module calibration simple, for outstanding video wall balance and consistency.

| | |
|--|---|
| | FACTORY CALIBRATION Radiant Camera Sub-pixel tuning for uniform brightness and color chromaticity |
| | ON-SITE CALIBRATION DSLR Camera Convenient on-site-pixel calibration using DSLR camera |
| | POST CALIBRATION LED Signage Manager Advanced picture setting for optimal viewing experience. |

High Reliability and Simplified Content Management

Durable, Long-Lasting Performance

Offering 24/7 operation and 100,000 hours of service life, Samsung's IF Series Direct-View LED video wall displays are easy to use and maintain. An energy-efficient cabinet featuring advanced temperature and ventilation management capabilities ensures uninterrupted performance, regardless of surrounding environmental conditions. A fanless design helps prolong the displays' overall lifespan by minimizing the impact of dust and rigid particle exposure. And the integrated LED Signage Manager (LSM) helps users quickly identify common performance errors and avoid visual disruptions.



Long Life Span



Monitoring & Diagnostics



Enhanced Thermal Structure



Simple Multi-Screen Management

IF Series users receive a host of tools to simplify content creation and delivery. Samsung's UHD Signage Box (S-Box) shares and synchronizes UHD content across multiple screens in place of expensive splitters and external video processors. Users can also leverage existing cable structures to easily configure signal redundancy. An embedded HDBase-T RX module enables remote transmission of video or images at optimal quality. Likewise, the integrated Samsung MagicInfo content platform makes content creation, scheduling and deployment across the IF Series displays easier. And since no additional hardware is required, users save on total network costs.



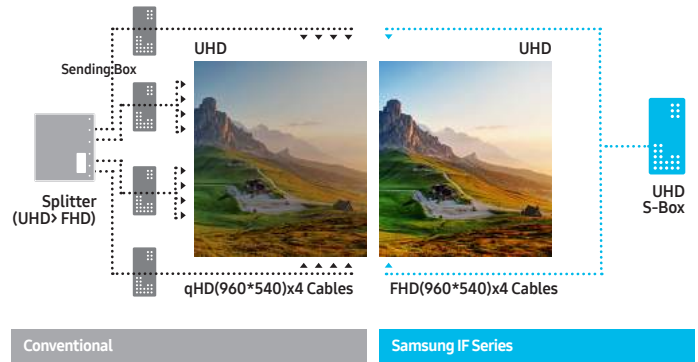
MagicInfo



Cost Effective



Signal Redundancy



Easy Installation and Maintenance

Seamless and Adaptable to Nearly Any Size and Shape

Engineered for easy installation and maintenance, the IF Series leverages a compact ADA-compliant design, when appropriate mount is used. At 13.2 lbs. and 2.5" deep, IF Series displays are significantly slimmer and lighter than comparable alternatives. IF Series panels are also bezel-less, providing a bright and seamless scalable canvas of nearly any size or shape.



Slim/Light Design



Catwalk Space Free



ADA Compliant



Clean, Hassle-Free Install and Maintenance with Full-Front and Rear Access

Full-front access to critical signage components allows a neat installation free of catwalk space, while complementary rear access enables more convenient and quick-turn maintenance. An advanced cabinet structure also allows the IF Series displays to be mounted without the seams that typically accompany installations.

IF Series SMART LED Signage



| | | IF015H | IF020H | IF025H |
|-----------------------|---|---|---|---|
| Physical Parameters | Pixel Pitch | 1.5 mm | 2.0 mm | 2.5 mm |
| | Pixel Configuration | 1 Red, 1 Green, 1 Blue | 1 Red, 1 Green, 1 Blue | 1 Red, 1 Green, 1 Blue |
| | Pixel Density | 444,444 m ² / 41,290 ft ² | 250,000 m ² / 23,225 ft ² | 160,000 m ² / 14,864 ft ² |
| | Cabinet/Module Configuration (L x H) | 320 x 360 Pixels | 240 x 270 Pixels | 192 x 216 Pixels |
| | Diode Type | Surface Mount Device (SMD) | Surface Mount Device (SMD) | Surface Mount Device (SMD) |
| | Dimensions (L x H x D) | 18.8" x 21.2" x 2.5" (per Cabinet) | 18.8" x 21.2" x 2.5" (per Cabinet) | 18.8" x 21.2" x 2.5" (per Cabinet) |
| | Weight | 13.2 lbs. | 13.2 lbs. | 13.2 lbs. |
| | Package Dimensions (L x H x D) | 23.9" x 26.4" x 7.24" | 23.9" x 26.4" x 7.24" | 23.9" x 26.4" x 7.24" |
| | Package Volume | 2.65 cubic feet | 2.65 cubic feet | 2.65 cubic feet |
| | Package Weight | 19.4 lbs. | 19.4 lbs. | 19.4 lbs. |
| Optical Parameters | Max Brightness (After Calibration) | 800 nits | 1,200 nits | 1,200 nits |
| | Peak Brightness | 1,600 nits | 2,400 nits | 2,400 nits |
| | Contrast Ratio | 5,000:1 | 5,000:1 | 5,000:1 |
| | Viewing Angle - Horizontal / Vertical | 160° / 160° | 160° / 160° | 160° / 160° |
| | Bit Depth | 14-bit Per Color | 14-bit Per Color | 14-bit Per Color |
| | Color Wavelength | Red: 630nm, Green: 530nm, Blue: 468nm | Red: 630nm, Green: 530nm, Blue: 468nm | Red: 630nm, Green: 530nm, Blue: 468nm |
| | Color Temperature - Default | 6,500K | 6,500K | 6,500K |
| | Color Temperature - Adjustable | 2,800 - 10,000K | 2,800 - 10,000K | 2,800 - 10,000K |
| Electrical Parameters | Video Rate | 50 / 60 Hz | 50 / 60 Hz | 50 / 60 Hz |
| | Input Power Range | 100-240 VAC, 50/60 Hz | 100-240 VAC, 50 / 60 Hz | 100-240 VAC, 50 / 60 Hz |
| | Power Consumption - Max (W / m ²) | 772 (W/m ²) / 200 (With Cabinet) | 694 (W/m ²) / 180 (With Cabinet) | 617 (W/m ²) / 160 (With Cabinet) |
| | Power Consumption - Typical (W / m ²) | 257 (W/m ²) / 67 (With Cabinet) | 231 (W/m ²) / 60 (With Cabinet) | 205 (W/m ²) / 53 (With Cabinet) |
| | Heat Generation - Max (BTU / SF per Hour) | 245 BTU / SF per Hour | 220 BTU / SF per Hour | 196 BTU / SF per Hour |
| | Heat Generation - Average (BTU / SF) | 82 BTU / SF per Hour | 73 BTU / SF per Hour | 65 BTU / SF per Hour |
| | Refresh Rate | 1,920 Hz - 3,840 Hz | 1,920 Hz - 3,840 Hz | 1,920 Hz - 3,840 Hz |
| Operation Conditions | Working Temperature | 32°F ~ 104°F | 32°F ~ 104°F | 32°F ~ 104°F |
| | IP Rating | IP20 | IP20 | IP20 |
| | LED Lifetime | 100,000 Hours | 100,000 Hours | 100,000 Hours |
| | Certification | EMC Class A, Safety 60950 | EMC Class A, Safety 60950, ESD | EMC Class A, Safety 60950, ESD |
| Service | Front Access | Yes | Yes | Yes |
| | Rear Access | Yes | Yes | Yes |

| | SNOW-1703U |
|-------------------------|---|
| Resolution | UHD |
| Dimensions (L x H x D) | 16.0" x 8.7" x 1.5" |
| Weight | 5.8 lbs. |
| Package Dimensions | 23" x 12" x 5" |
| Package Weight | 14.33 lbs. |
| S/W Platform | Tizen 2.4 OS |
| SoC | Cortex-A12 1GHz Quad-Core |
| Memory | 2.5GB 96-bit DDR3-933 (1866 MHz) |
| Storage | 8GB (3.75GB Occupied by OS, 4.25GB Available) |
| Graphics | 2D and 3D Graphics Engine, Supports OpenGL ES |
| Log Function | Supported |
| Diagnostics | Supported |
| Ethernet | Supported |
| I/O Port | DP In, HDMI1, HDMI2 HDBT Out x 4 RJ-45, RS232 (Stereo) In USB 2.0 Port x 2 |
| Magic Info Solution | Supported (CMS / Diagnostics) |
| Bit Depth | 10-bit (RGB 4:4:4) |
| Refresh Rate | 50 / 60Hz |
| Power | Type: Adapter Power Supply: AC 100 ~ 240V (+/-10%), 50/60 Hz |
| Power Consumption | Working: 60 Watt/h Standby: 0.5 Watt/h |
| Working Temperature | 32°F ~ 104°F |
| Operation Humidity | 10% ~ 80% |
| Image Quality Enhancing | HDR, Dynamic Peaking |

Front

Back

SAMSUNG

For complete product information and accessories, visit samsung.com/business insights.samsung.com samsung.com/b2bdigitalsignage
 Product support: 1-866-SAM4BIZ | Follow us: [youtube.com/samsungbizusa](https://www.youtube.com/samsungbizusa) [@SamsungBizUSA](https://twitter.com/SamsungBizUSA)

