

DVE50M7450W

SAMSUNG

Samsung Electric Dryer

7.4 cu. ft. Capacity DOE



Signature Features

Multi-Steam Technology

- Steam away wrinkles, odors, bacteria, and static.

Eco Dry

- Uses up to 25% less energy for every load.


Sensor Dry

- Optimizes the time and temperature to dry clothes thoroughly, avoiding heat damage.

Available Color



White



Multi-Steam Technology



Eco Dry

Features

- Multi-Steam Technology
- Eco Dry
- Sensor Dry
- Smart Care
- 11 Preset Dry Cycles
- 7 Options
- 4 Temperature Settings
- Interior Drum Light
- 7.4 cu. ft. Capacity
- LED Display: Ice Blue
- Reversible See-Through Door
- Wrinkle Prevent Option
- 4-Way Venting
- Powder Coat Interior

Convenience

- Child Lock
- Filter Check Indicator

DVE50M7450W

SAMSUNG

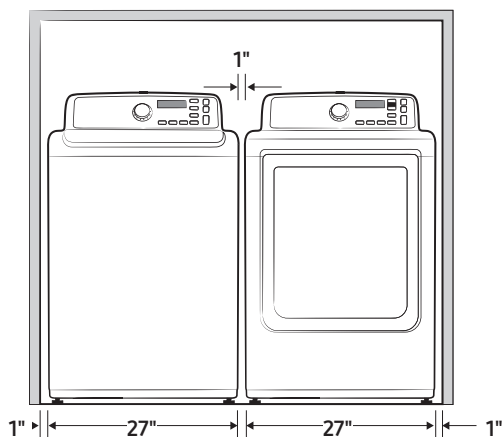
Samsung Electric Dryer

7.4 cu. ft. Capacity DOE

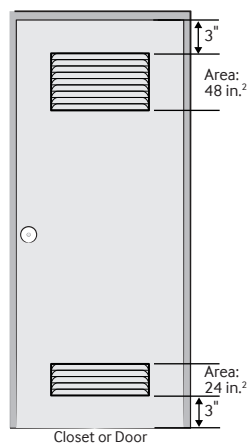
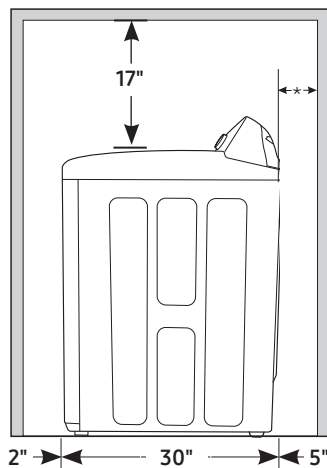
Installation Specifications

Alcove or closet installation

Recessed Area



Side View Confined



Minimum clearances for closets and alcoves:

Sides – 1"
Top – 17"
Rear – 5"
Closet Front – 2"

If the washer and dryer are installed together, the closet front must have at least a 72-inch² unobstructed air opening. Your washer alone does not require a specific air opening.

*Required spacing (External exhaust elbow may require additional space.)

4-Way Venting

11 Preset Dry Cycles:

Steam Refresh, Steam Sanitize, Steam Wrinkle Away, Normal, Heavy Duty, Towels, Permanent Press, Bedding, Delicates, Time Dry, Quick Dry

7 Options:

Wrinkle Prevent, Adjust Time (up), Adjust Time (down), Child Lock, Eco Dry, Smart Care, Drum Light

4 Temperature Settings:

High, Medium, Low, Extra Low

4 Dry Levels:

Very Dry, More Dry, Normal Dry, Damp Dry

2 Sound Level Settings:

On/Off

Warranty

One (1) Year Parts and Labor

Product Dimensions & Weight (WxHxD)

Dimensions: 27" x 45" x 30"

Weight: 121.3 lbs

Shipping Dimensions & Weight (WxHxD)

Dimensions: 29¹/₂" x 47³/₄" x 31³/₁₆"

Weight: 130.1 lbs

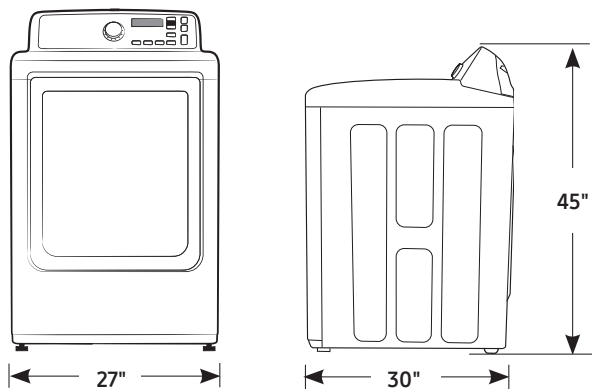
Electric	Model #	UPC Code
White	DVE50M7450W	887276196978

Gas		
White	DVG50M7450W	887276197012

Matching Washer

White	WA50M7450AW	887276196411
-------	-------------	--------------

Dimensions



Actual color may vary. Design, specifications, and color availability are subject to change without notice. Non-metric weights and measurements are approximate.

©2016 Samsung Electronics America, Inc. 85 Challenger Road, Ridgefield Park, NJ 07660. Tel: 800-SAMSUNG. samsung.com. Samsung is a registered trademark of Samsung Electronics Co., Ltd.