



1-Burner Stockpot Range ♦ MCCSR1A



Standard Features

- ♦ 85,000/52,000 BTU output
- ♦ Heavy duty 20.9" x 17.9" x 2.4" (530 x 454 x 60 mm) cast iron grates
- ♦ Full sized grease tray
- ♦ Bullnose edge
- ♦ Heavy Duty Chrome Plated comfort grip knobs

Exterior Features

- ♦ Stainless steel body and legs
- ♦ 6" Adjustable legs

Certified Safety Standard

- ♦ ETL Certified
- ♦ ETL Sanitation Listed



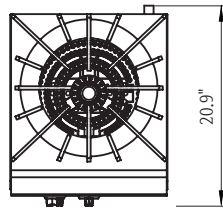
Warranty Information

- ♦ One year on-site Parts and Labor

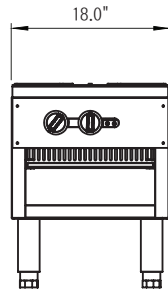




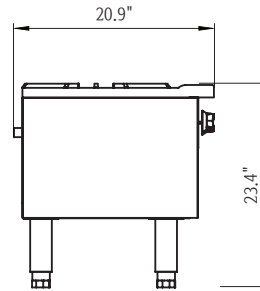
1-Burner Stockpot Range ♦ MCCSR1A



Top View



Front View



Side View

Model		MCCSR1A	MCCSR1A-P (Propane)
Gas Output	BTU	85,000	52,000
	(KW)	23.5	14.7
Number of Burners		1 x 3-Ring	1 x 3-Ring
Shipping Weight (Lbs)		132.3	132.3
Manifold Pressure	Natural Gas	4" W.C.	-
	Propane Gas	-	10" W.C.
Manifold Size		3/4"	3/4"
Burner Orifice Size		30/3.20mm	52/1.60mm
Dimensions (W x D x H)		18.0" x 20.9" x 23.4"	18.0" x 20.9" x 23.4"
Crated Dimensions (W x D x H)		28.7" x 22.8" x 24.4"	28.7" x 22.8" x 24.4"

Clearance requirements:

- For use only on non-combustible floors.
- Legs or casters are required for non-combustible floors.

Clearance requirements	Combustible Surfaces	Non-combustible Surfaces
Rear	6"	0"
Left	6"	0"
Right	6"	0"

Options and accessories



2-Burner Stockpot Range ♦ MCCSR2A



Standard Features

- ♦ 170,000/104,000 BTU output
- ♦ Heavy duty 20.9" x 17.9" x 2.4" (530 x 454 x 60 mm) cast iron grates
- ♦ Full sized grease tray
- ♦ Bullnose edge
- ♦ Heavy Duty Chrome Plated comfort grip knobs

Exterior Features

- ♦ Stainless steel body and legs
- ♦ 6" Adjustable legs

Certified Safety Standard

- ♦ ETL Certified
- ♦ ETL Sanitation Listed



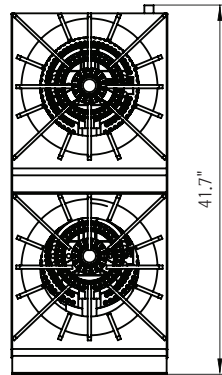
Warranty Information

- ♦ One year on-site Parts and Labor

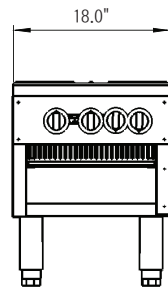




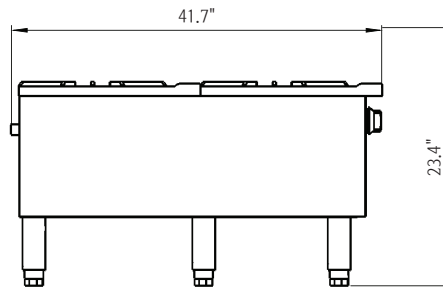
2-Burner Stockpot Range ♦ MCCSR2A



Top View



Front View



Side View

Model		MCCSR2A	MCCSR2A-P (Propane)
Gas Output	BTU	170,000	104,000
	(KW)	46.9	29.3
Number of Burners		2 x 3-Ring	2 x 3-Ring
Shipping Weight (Lbs)		264.6	264.6
Manifold Pressure	Natural Gas	4" W.C.	-
	Propane Gas	-	10" W.C.
Manifold Size		3/4"	3/4"
Burner Orifice Size		30/3.20mm	52/1.60mm
Dimensions (W x D x H)		18.0" x 41.7" x 23.4"	18.0" x 41.7" x 23.4"
Crated Dimensions (W x D x H)		50.0" x 22.8" x 24.4"	50.0" x 22.8" x 24.4"

Clearance requirements:

- For use only on non-combustible floors.
- Legs or casters are required for non-combustible floors.

Clearance requirements	Combustible Surfaces	Non-combustible Surfaces
Rear	6"	0"
Left	6"	0"
Right	6"	0"

Options and accessories