



12-Inch Hot Plate ♦ MCCHP12A



Standard Features

- ♦ 60,000 BTU output
- ♦ Center shelf for staging and ventilation
- ♦ Heavy duty cast iron construction grates
- ♦ Bullnose edge
- ♦ Heavy Duty Chrome Plated comfort grip knobs

Exterior Features

- ♦ Stainless steel body and legs
- ♦ 6" Adjustable legs

Certified Safety Standard

- ♦ ETL Certified
- ♦ ETL Sanitation Listed



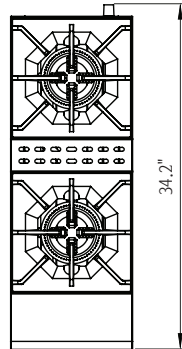
Warranty Information

- ♦ One year on-site Parts and Labor

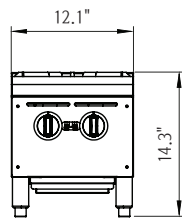




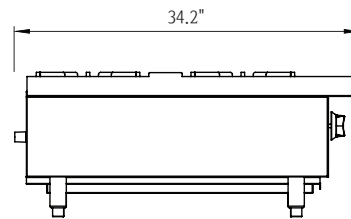
12-Inch Hot Plate ♦ MCCHP12A



Top View



Front View



Side View

Model		MCCHP12A	MCCHP12A-P (Propane)
Gas Output	BTU	60,000	60,000
	(KW)	14.6	14.6
Number of Burners		2	2
Shipping Weight (Lbs)		110.2	110.2
Manifold Pressure	Natural Gas	4" W.C.	-
	Propane Gas	-	10" W.C.
Manifold Size		3/4"	3/4"
Burner Orifice Size		42/2.40mm	52/1.60mm
Cooking Area		11.9" x 11.9"	11.9" x 11.9"
Dimensions (W x D x H)		12.1" x 34.2" x 14.3"	12.1" x 34.2" x 14.3"
Crated Dimensions (W x D x H)		16.9" x 38.6" x 18.9"	16.9" x 38.6" x 18.9"

Clearance requirements:

- For use only on non-combustible floors.
- Legs or casters are required for non-combustible floors.

Clearance requirements	Combustible Surfaces	Non-combustible Surfaces
Rear	6" ~ 8"	0"
Left	6" ~ 8"	0"
Right	6" ~ 8"	0"

Options and accessories



24-Inch Hot Plate ♦ MCCHP24A



Standard Features

- ♦ 120,000 BTU output
- ♦ Center shelf for staging and ventilation
- ♦ Heavy duty cast iron construction grates
- ♦ Bullnose edge
- ♦ Heavy Duty Chrome Plated comfort grip knobs

Exterior Features

- ♦ Stainless steel body and legs
- ♦ 6" Adjustable legs

Certified Safety Standard

- ♦ ETL Certified
- ♦ ETL Sanitation Listed




Warranty Information

- ♦ One year on-site Parts and Labor

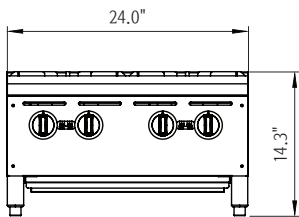




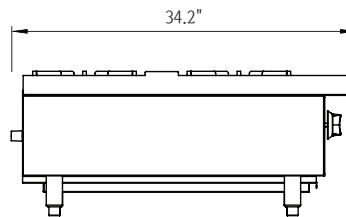
24-Inch Hot Plate ♦ MCCHP24A



Top View



Front View



Side View

Model		MCCHP24A	MCCHP24A-P (Propane)
Gas Output	BTU	120,000	120,000
	(KW)	29.3	29.3
Number of Burners		4	4
Shipping Weight (Lbs)		152.1	152.1
Manifold Pressure	Natural Gas	4" W.C.	-
	Propane Gas	-	10" W.C.
Manifold Size		3/4"	3/4"
Burner Orifice Size		42/2.40mm	52/1.60mm
Cooking Area		11.9" x 11.9"	11.9" x 11.9"
Dimensions (W x D x H)		24.0" x 34.2" x 14.3"	24.0" x 34.2" x 14.3"
Crated Dimensions (W x D x H)		28.7" x 38.6" x 18.9"	28.7" x 38.6" x 18.9"

Clearance requirements:

- For use only on non-combustible floors.
- Legs or casters are required for non-combustible floors.

Clearance requirements	Combustible Surfaces	Non-combustible Surfaces
Rear	6" ~ 8"	0"
Left	6" ~ 8"	0"
Right	6" ~ 8"	0"

Options and accessories



36-Inch Hot Plate ♦ MCCHP36A



Standard Features

- ♦ 180,000 BTU output
- ♦ Center shelf for staging and ventilation
- ♦ Heavy duty cast iron construction grates
- ♦ Bullnose edge
- ♦ Heavy Duty Chrome Plated comfort grip knobs

Exterior Features

- ♦ Stainless steel body and legs
- ♦ 6" Adjustable legs

Certified Safety Standard

- ♦ ETL Certified
- ♦ ETL Sanitation Listed




Warranty Information

- ♦ One year on-site Parts and Labor

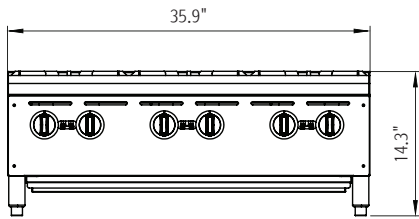




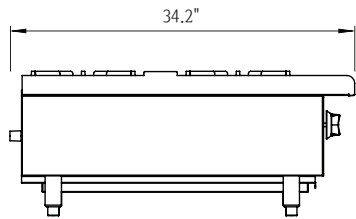
36-Inch Hot Plate ♦ MCCHP36A



Top View



Front View



Side View

Model		MCCHP36A	MCCHP36A-P (Propane)
Gas Output	BTU	180,000	180,000
	(KW)	43.9	43.9
Number of Burners		6	6
Shipping Weight (Lbs)		242.5	242.5
Manifold Pressure	Natural Gas	4" W.C.	-
	Propane Gas	-	10" W.C.
Manifold Size		3/4"	3/4"
Burner Orifice Size		42/2.40mm	52/1.60mm
Cooking Area		11.9" x 11.9"	11.9" x 11.9"
Dimensions (W x D x H)		35.9" x 34.2" x 14.3"	35.9" x 34.2" x 14.3"
Crated Dimensions (W x D x H)		41.3" x 38.6" x 18.9"	41.3" x 38.6" x 18.9"

Clearance requirements:

- For use only on non-combustible floors.
- Legs or casters are required for non-combustible floors.

Clearance requirements	Combustible Surfaces	Non-combustible Surfaces
Rear	6" ~ 8"	0"
Left	6" ~ 8"	0"
Right	6" ~ 8"	0"

Options and accessories