

HCB 2081

Fully Integrated/Seamless



LIEBHERR

Quality, Design and Innovation

Show off your custom kitchen design with the stylish, fully integrated left hinge refrigerator-freezer **HCB 2081**. Liebherr's BioFresh technology helps foods retain their healthy vitamins, aromas, and appetizing appearance for significantly longer than in conventional refrigerators. Outstanding LED lighting can be found on the ceiling and refrigerator side walls, which double as shelf support, as well as inside the double freezer drawers. The fully extendable freezer drawers are designed with SoftTelescopic, which provides reliable self-retraction and soft closing. The automatic IceMaker with fixed water connection produces perfect half-moon crescent ice cubes, keeping a constant supply on hand for every occasion.

Liebherr's DuoCooling system, with individual variable speed compressors, provides superior performance and efficiency, as well as advanced food preservation. The dual refrigeration system creates optimal conditions in both the refrigerator and freezer compartments, which lengthens the shelf life of foods for a healthier lifestyle. Individual silent cooling systems ensure accurate temperature and humidity controls so that your fresh foods never dry out.



Fully Integrated/Seamless

HCB 2081 PremiumPlus



Energy consumption (kWh/y)	556
Estimated Yearly Energy Cost in US \$*	67
Sound rating dB(A)**	43
Refrigerator capacity cu.ft. (l)	12.9 (365)
BioFresh comp. cu.ft. (l)	2.4 (69)
Freezer capacity cu.ft. (l)	6.0 (170)
Number of shelves	4
Number of door racks	6
Number of freezer drawers	2 with LED lighting
Number of BioFresh drawers	2 with LED lighting
Electronic control	MagicEye with digital temp. display, touch electronic
Refrigerator temperature range °F (°C)***	+37°F to +45°F (+3°C to +7°C)
Freezer temperature range °F (°C)	+7°F to -17°F (-14°C to -27°C)
Defrost type	automatic
Interior light	LED light column and LED ceiling lighting
Water filter	yes
IceMaker	fixed water connection
Ice cube output lbs. (kg)/24h	3.1 (1.4)
Ice cube stock lbs. (kg)	7.9 (3.6)
Door hinges	left
Product dimensions (H/W/D) in. (cm)	79 13/16" / 35 7/8" / 24 1/16" (202.7/91/61)
Cut out dimensions (H/W/D) in. (cm)	80"-81 5/8" / 36 1/16" / 24 5/8" (203.2-207.2/91.5/62.5)
Net weight lbs. (kg)	370.4 (168.0)
Voltage V/Hz	115/60

* Estimated energy cost will depend on utility rates and use. Estimated energy cost based on a national average electricity cost of 12 cents per kWh.

** Noise output – according to EN 60704-3.

*** BioFresh bins temperatures 32°F (0°C).



German Engineering: Our superior products offer premium quality, cutting edge design, and innovative features that best fit your lifestyle. The use of high quality materials, perfectly detailed finishes, and elite cooling components are combined with the latest production processes, resulting in an outstanding cooling product.



Energy Star: The entire line of North American Liebherr appliances meet or exceed ENERGY STAR® rating requirements, greatly reducing greenhouse emissions and energy costs.



Bio Fresh

BioFresh: BioFresh guarantees the perfect climate for super-long-term freshness. Each drawer can be used individually and provides ideal humidity – HydroSafes with high humidity or DrySafes with low humidity – for a versatile storage solution of meats and cheeses as well as fruits and vegetables.



Duo Cooling

DuoCooling: The dual refrigeration system creates optimal conditions in both the refrigerator and freezer which lengthens the shelf life of food items for a healthier lifestyle. This technology also preserves the flavor and texture of foods since there is no transfer of unwanted air, moisture or food aroma between the two compartments.



SuperCool/SuperFrost: Simply quick chill and/or freeze fresh groceries to preserve optimum freshness and seal in flavors, textures as well as maintain essential vitamins and minerals.



Super Quiet

SuperQuiet: Noise levels are kept to a minimum thanks to virtually silent, speed-controlled, and sound absorbing compressors. Alongside a low noise cooling circuit, these features ensure exact performance, energy efficiency, and SuperQuiet operation.



Electronic Control

Electronic Display: Our intuitive electronic touch control panel ensures all functions are easy and convenient to use as well as guarantees that the settings selected remain accurate and constant.



Glass Line

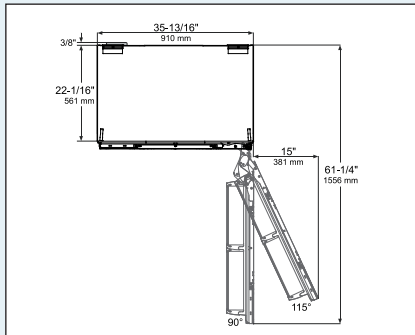
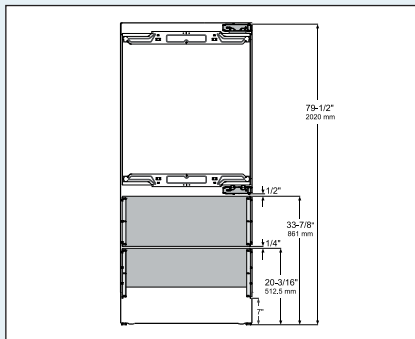
GlassLine: The elegant yet tough GlassLine shelves are scratch resistant and easy to clean as well as dishwasher safe. The space-saving shelves are designed for organization and are completely adjustable to suit your needs and the contents of the refrigerator. Additionally, the lighting shines through for a brighter interior.



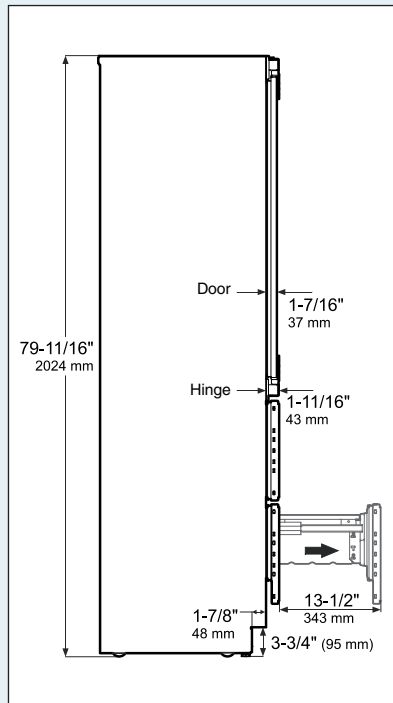
LED

LED: Distinctive LED light columns are integrated into both sides of the compartment liner. Inside the columns are numerous cool LED lights that ensure uniform lighting throughout the interior.

Unit Dimensions

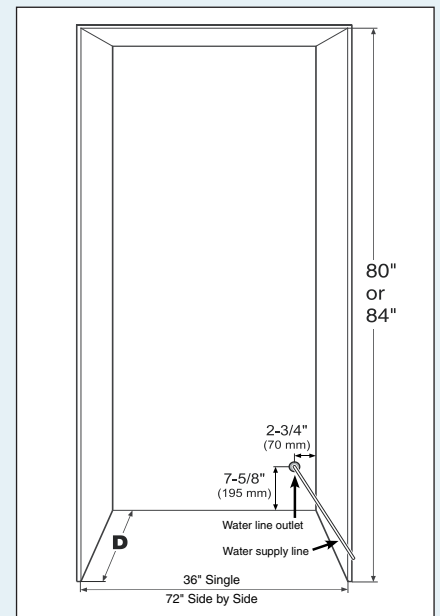


Allow door swing clearance at locations next to a wall. The refrigerator door must open to a minimum of 90° to allow the crispers to open and the shelves to be removed.



Height can be increased by 1-1/2" (40 mm) by turning the levelling feet at the front and the height adjustable roller units at the appliance rear.

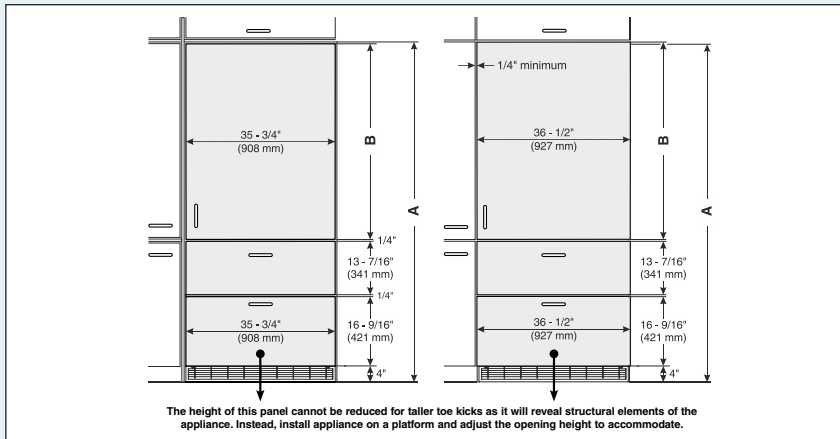
Cabinet Opening Dimensions



Inset cabinet Depth D	Frameless cabinet Depth D
24" + panel thickness	24"

Factory available stainless steel panels are designed for an inset installation only and require a cabinet / gable depth of 24 - 3/4".

Panel Dimensions



Inset Installation Style

Minimum panel thickness is 5/8" (16 mm).
 Maximum panel thickness is 1-1/2" (38 mm).
 Maximum weight of the refrigerator panel is **60 lbs** (27 kg).
 Maximum weight of each freezer panel is **26.5 lbs** (12 kg).

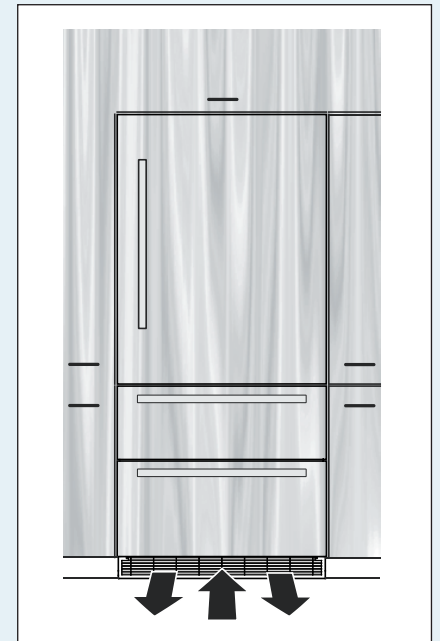
Cabinet opening A	Refrigerator door panel B
80"	45-1/4" (1150 mm)
84"	49-1/4" (1251 mm)"

Frameless Installation Style

Minimum panel thickness is 5/8" (16 mm).
 Maximum panel thickness is 1-1/2" (38 mm).
 Maximum weight of the refrigerator panel is **60 lbs** (27 kg).
 Maximum weight of each freezer panel is **26.5 lbs** (12 kg).

Cabinet opening A	Refrigerator door panel B
80"	45-3/4" (1162 mm)
84"	49-3/4" (1264 mm)"

Ventilation Requirements



The appliance do not require ventilation considerations in the cabinetry. The required airflow is directed through the toe kick base. It is important to use the provided cover grille for the ventilation opening. This opening must not be covered.