



\* All images in this datasheet are for illustrative purposes only.

**Indoor LED LSBC**

# Indoor LED Display



Vivid Color Expression  
Powered by HDR




90° Corner Installation  
Design Available



Front or Rear  
Serviceability



Compatibility with  
LG Software Solutions



	LSBC		
Pixel Pitch	1.95 / 2.60 / 2.98 / 3.91 mm		
Brightness	800 / 1,000 nit		
Weight per Cabinet	12.8 / 4.7 / 10.8 kg/Cabinet		
Serviceability	Front or Rear		
IP Rating	IP50		

Cabinet	Standard		Mini
	500 × 1,000 × 69	250 × 500 × 69	500 × 750 × 69
Pixel Pitch P1.9	LSBC019-GD	LSBC019-CD	LSBC019-DD
Pixel Pitch P2.6	LSBC026-GD	LSBC026-CD	LSBC026-DD
Pixel Pitch P2.9	LSBC029-GD	LSBC029-CD	LSBC029-DD
Pixel Pitch P3.9	LSBC039-GD	LSBC039-CD	LSBC039-DD



### Vivid Color Expression Powered by HDR

With HDR (HDR10, HDR10 Pro\*) support, content becomes vivid with great visual impact. The wider color spectrum and greater contrast ratio allow viewers to fully enjoy lively content.

\* HDR10 Pro is LG's own HDR solution to process HDR signal by using enhanced dynamic tone mapping.

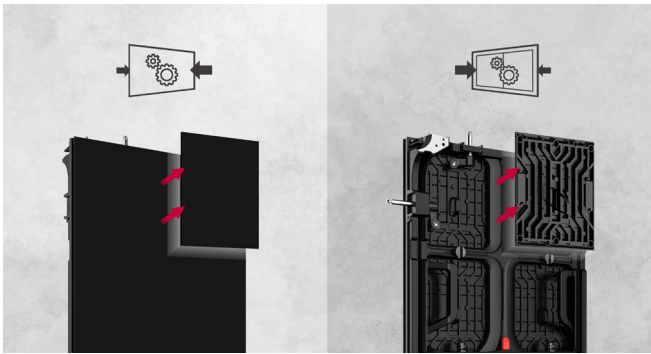


Conventional                      90° Corner Option Applied

### 90° Corner Installation Available

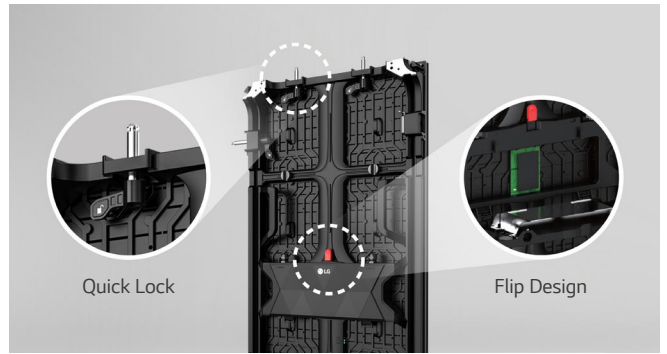
Considering the use of corners, the cabinet is designed to stitch out a seamless 90 degree corner screen.

\* Corner option may incur additional costs.



### Front or Rear Installation & Maintenance

Easy access to front or rear cabinet for maintenance.



### Quick Lock & Flip Design

Easy installation with quick lock system and maintains an outstanding alignment. Also the flip design makes easy repair and replace of integrated power system and reception card.



### Compatibility with LG Software Solutions

When connected with LG's CVBA system controller, the LSBC series is compatible with LG software solutions including SuperSign CMS, LED Assistant, and ConnectedCare, which help customers operate their own business properly.

\* The availability of the 'LG ConnectedCare' service differs by region, and it needs to be purchased separately. So please contact the LG sales representative in your region for more details.  
 \* The items that can be monitored by LG ConnectedCare : Main Board (Temp., Signal Status, FPGA Ver, Ethernet Connection Status), Receiving Card (Temp., LED Power)  
 \* Actual GUI may vary in different webOS versions.  
 \* SuperSign CMS service needs to be purchased separately.

## SPECIFICATIONS

		LSBC019-GD	LSBC026-GD	LSBC029-GD	LSBC039-GD
	<b>Pitch Name</b>	P1.9	P2.6	P2.9	P3.9
<b>Physical Parameters</b>	Pixel Configuration	3 in 1 SMD	3 in 1 SMD	3 in 1 SMD	3 in 1 SMD
	Pixel Pitch (mm)	1.953	2.604	2.976	3.906
	Module Resolution (W × H)	128 × 128	96 × 96	84 × 84	64 × 64
	Module Dimensions (W × H, mm)	250 × 250	250 × 250	250 × 250	250 × 250
	Weight per Module (kg)	0.70	0.70	0.70	0.70
	No. of Modules per Cabinet (W × H)	2 × 4	2 × 4	2 × 4	2 × 4
	Cabinet Resolution (W × H)	256 × 512	192 × 384	168 × 336	128 × 256
	Cabinet Dimensions (W × H × D, mm)	500 × 1,000 × 69	500 × 1,000 × 69	500 × 1,000 × 69	500 × 1,000 × 69
	Cabinet Surface Area (m <sup>2</sup> )	0.500	0.500	0.500	0.500
	Weight per Cabinet (kg/Cabinet)	12.8	12.8	12.8	12.8
	Weight per Square Meter (kg/m <sup>2</sup> )	26.0	26.0	26.0	26.0
	Physical Pixel Density (pixels/m <sup>2</sup> )	262,144	147,456	112,896	65,536
	Flatness of Cabinet (mm)	0.5	0.5	0.5	0.5
	Cabinet Material	Die Casting Aluminum	Die Casting Aluminum	Die Casting Aluminum	Die Casting Aluminum
	Service Access	Front or Rear (Select One Only)	Front or Rear (Select One Only)	Front or Rear (Select One Only)	Front or Rear (Select One Only)
<b>Optical Specifications</b>	Max Brightness (After Calibration, nit)	800	1,000	1,000	1,000
	Color Temperature (K)	3,200-9,300	3,200-9,300	3,200-9,300	3,200-9,300
	Visual Viewing Angle (H × V)	160 × 140	160 × 140	160 × 140	160 × 140
	Brightness Uniformity	97%	97%	97%	97%
	Color Uniformity	±0.003 Cx, Cy	±0.003 Cx, Cy	±0.003 Cx, Cy	±0.003 Cx, Cy
	Contrast Ratio	5,000 : 1	5,000 : 1	5,000 : 1	5,000 : 1
	Processing Depth (bit)	16 (HDR10, HDR10 Pro)	16 (HDR10, HDR10 Pro)	16 (HDR10, HDR10 Pro)	16 (HDR10, HDR10 Pro)
<b>Electrical Specifications</b>	Power Consumption (W/Cabinet, Max.)	300	300	300	300
	Power Consumption (W/Cabinet, Avg.)	100	100	100	100
	Power Consumption (W/m <sup>2</sup> , Max.)	600	600	600	600
	Heat Dissipation (BTU/h/Cabinet, Max.)	1,024	1,024	1,024	1,194
	Heat Dissipation (BTU/h/Cabinet, Avg.)	341	341	341	396
	Heat Dissipation (BTU/h/m <sup>2</sup> , Max.)	2,047	2,047	2,047	2,388
	Power Supply (V)	100 to 240	100 to 240	100 to 240	100 to 240
	Frame Rate (Hz)	50 / 60	50 / 60	50 / 60	50 / 60
	Refresh Rate (Hz)	3,840	3,840	3,840	3,840
<b>Operation Specifications</b>	LED Lifetime (Half Brightness)	100,000	100,000	100,000	100,000
	Operating Temperature (°C)	-20 to +40	-20 to +40	-20 to +40	-20 to +40
	Operating Humidity	10-80% RH	10-80% RH	10-80% RH	10-80% RH
	IP Rating Front / Rear	IP50 / IP50	IP50 / IP50	IP50 / IP50	IP50 / IP50
<b>Certification</b>	CE / FCC / cTUVus / CB	CE / FCC / cTUVus / CB	CE / FCC / cTUVus / CB	CE / FCC / cTUVus / CB	
<b>Environment</b>	RoHS / REACH	RoHS / REACH	RoHS / REACH	RoHS / REACH	
<b>Controller</b>	CVBA	CVBA	CVBA	CVBA	
<b>90 Degree Corner Cut</b>	Yes	Yes	Yes	Yes	

## SPECIFICATIONS

		LSBC019-CD	LSBC026-CD	LSBC029-CD	LSBC039-CD
	<b>Pitch Name</b>	P1.9	P2.6	P2.9	P3.9
<b>Physical Parameters</b>	Pixel Configuration	3 in 1 SMD	3 in 1 SMD	3 in 1 SMD	3 in 1 SMD
	Pixel Pitch (mm)	1.953	2.604	2.976	3.906
	Module Resolution (W × H)	128 × 128	96 × 96	84 × 84	64 × 64
	Module Dimensions (W × H, mm)	250 × 250	250 × 250	250 × 250	250 × 250
	Weight per Module (kg)	0.70	0.70	0.70	0.70
	No. of Modules per Cabinet (W × H)	1 × 2	1 × 2	1 × 2	1 × 2
	Cabinet Resolution (W × H)	128 × 256	96 × 192	84 × 168	64 × 128
	Cabinet Dimensions (W × H × D, mm)	250 × 500 × 69	250 × 500 × 69	250 × 500 × 69	250 × 500 × 69
	Cabinet Surface Area (m <sup>2</sup> )	0.125	0.125	0.125	0.125
	Weight per Cabinet (kg/Cabinet)	4.7	4.7	4.7	4.7
	Weight per Square Meter (kg/m <sup>2</sup> )	37.6	37.6	37.6	37.6
	Physical Pixel Density (pixels/m <sup>2</sup> )	262,144	147,456	112,896	65,536
	Flatness of Cabinet (mm)	0.5	0.5	0.5	0.5
	Cabinet Material	Die Casting Aluminum	Die Casting Aluminum	Die Casting Aluminum	Die Casting Aluminum
	Service Access	Front or Rear (Select One Only)	Front or Rear (Select One Only)	Front or Rear (Select One Only)	Front or Rear (Select One Only)
<b>Optical Specifications</b>	Max Brightness (After Calibration, nit)	800	1,000	1,000	1,000
	Color Temperature (K)	3,200-9,300	3,200-9,300	3,200-9,300	3,200-9,300
	Visual Viewing Angle (H × V)	160 × 140	160 × 140	160 × 140	160 × 140
	Brightness Uniformity	97%	97%	97%	97%
	Color Uniformity	±0.003 Cx, Cy	±0.003 Cx, Cy	±0.003 Cx, Cy	±0.003 Cx, Cy
	Contrast Ratio	5,000 : 1	5,000 : 1	5,000 : 1	5,000 : 1
	Processing Depth (bit)	16 (HDR10, HDR10 Pro)	16 (HDR10, HDR10 Pro)	16 (HDR10, HDR10 Pro)	16 (HDR10, HDR10 Pro)
<b>Electrical Specifications</b>	Power Consumption (W/Cabinet, Max.)	80	80	80	80
	Power Consumption (W/Cabinet, Avg.)	27	27	27	27
	Power Consumption (W/m <sup>2</sup> , Max.)	640	640	640	640
	Heat Dissipation (BTU/h/Cabinet, Max.)	273	273	273	273
	Heat Dissipation (BTU/h/Cabinet, Avg.)	92	92	92	92
	Heat Dissipation (BTU/h/m <sup>2</sup> , Max.)	2,184	2,184	2,184	2,184
	Power Supply (V)	100 to 240	100 to 240	100 to 240	100 to 240
	Frame Rate (Hz)	50 / 60	50 / 60	50 / 60	50 / 60
	Refresh Rate (Hz)	3,840	3,840	3,840	3,840
<b>Operation Specifications</b>	LED Lifetime (Half Brightness)	100,000	100,000	100,000	100,000
	Operating Temperature (°C)	-20 to +40	-20 to +40	-20 to +40	-20 to +40
	Operating Humidity	10-80% RH	10-80% RH	10-80% RH	10-80% RH
	IP Rating Front / Rear	IP50 / IP50	IP50 / IP50	IP50 / IP50	IP50 / IP50
<b>Certification</b>	CE / FCC / cTUVus / CB	CE / FCC / cTUVus / CB	CE / FCC / cTUVus / CB	CE / FCC / cTUVus / CB	
<b>Environment</b>	RoHS / REACH	RoHS / REACH	RoHS / REACH	RoHS / REACH	
<b>Controller</b>	CVBA	CVBA	CVBA	CVBA	
<b>90 Degree Corner Cut</b>	Yes	Yes	Yes	Yes	

## SPECIFICATIONS

		LSBC019-DD	LSBC026-DD	LSBC029-DD	LSBC039-DD
	<b>Pitch Name</b>	P1.9	P2.6	P2.9	P3.9
<b>Physical Parameters</b>	Pixel Configuration	Single SMD	Single SMD	Single SMD	Single SMD
	Pixel Pitch (mm)	1.953	2.604	2.976	3.906
	Module Resolution (W × H)	128 × 128	96 × 96	84 × 84	64 × 64
	Module Dimensions (W × H, mm)	250 × 250	250 × 250	250 × 250	250 × 250
	Weight per Module (kg)	0.70	0.70	0.70	0.70
	No. of Modules per Cabinet (W × H)	2 × 3	2 × 3	2 × 3	2 × 3
	Cabinet Resolution (W × H)	256 × 384	192 × 288	168 × 252	128 × 192
	Cabinet Dimensions (W × H × D, mm)	500 × 750 × 69	500 × 750 × 69	500 × 750 × 69	500 × 750 × 69
	Cabinet Surface Area (m <sup>2</sup> )	0.375	0.375	0.375	0.375
	Weight per Cabinet (kg/Cabinet)	10.8	10.8	10.8	10.8
	Weight per Square Meter (kg/m <sup>2</sup> )	28.8	28.8	28.8	28.8
	Physical Pixel Density (pixels/m <sup>2</sup> )	262,144	147,456	112,896	65,536
	Flatness of Cabinet (mm)	±0.5	±0.5	±0.5	±0.5
	Cabinet Material	Die Casting Aluminum	Die Casting Aluminum	Die Casting Aluminum	Die Casting Aluminum
	Service Access	Front or Rear (Select One Only)	Front or Rear (Select One Only)	Front or Rear (Select One Only)	Front or Rear (Select One Only)
<b>Optical Specifications</b>	Max Brightness (After Calibration, nit)	800	1,000	1,000	1,000
	Color Temperature (K)	3,200-9,300	3,200-9,300	3,200-9,300	3,200-9,300
	Visual Viewing Angle (H × V)	160 × 140	160 × 140	160 × 140	160 × 140
	Brightness Uniformity	97%	97%	97%	97%
	Color Uniformity	±0.003 Cx, Cy	±0.003 Cx, Cy	±0.003 Cx, Cy	±0.003 Cx, Cy
	Contrast Ratio	5,000 : 1	5,000 : 1	5,000 : 1	5,000 : 1
	Processing Depth (bit)	16 (HDR10, HDR10 Pro)	16 (HDR10, HDR10 Pro)	16 (HDR10, HDR10 Pro)	16 (HDR10, HDR10 Pro)
<b>Electrical Specifications</b>	Power Consumption (W/Cabinet, Max.)	232	232	232	232
	Power Consumption (W/Cabinet, Avg.)	77	77	77	77
	Power Consumption (W/m <sup>2</sup> , Max.)	619	619	619	619
	Heat Dissipation (BTU/h/Cabinet, Max.)	792	792	792	792
	Heat Dissipation (BTU/h/Cabinet, Avg.)	263	263	263	263
	Heat Dissipation (BTU/h/m <sup>2</sup> , Max.)	2,112	2,112	2,112	2,112
	Power Supply (V)	100 to 240	100 to 240	100 to 240	100 to 240
	Frame Rate (Hz)	50 / 60	50 / 60	50 / 60	50 / 60
	Refresh Rate (Hz)	3,840	3,840	3,840	3,840
<b>Operation Specifications</b>	LED Lifetime (Half Brightness)	100,000	100,000	100,000	100,000
	Operating Temperature (°C)	-20 to +40	-20 to +40	-20 to +40	-20 to +40
	Operating Humidity	10-80% RH	10-80% RH	10-80% RH	10-80% RH
	IP Rating Front / Rear	IP50 / IP50	IP50 / IP50	IP50 / IP50	IP50 / IP50
<b>Certification</b>	CE / FCC / cTUVus / CB	CE / FCC / cTUVus / CB	CE / FCC / cTUVus / CB	CE / FCC / cTUVus / CB	
<b>Environment</b>	RoHS / REACH	RoHS / REACH	RoHS / REACH	RoHS / REACH	
<b>Controller</b>	CVBA	CVBA	CVBA	CVBA	
<b>90 Degree Corner Cut</b>	Yes	Yes	Yes	Yes	

\* Specifications are subject to change without notice. Please make sure to check the product manual for details about product usage.



Download  
LG C-Display+  
Mobile App  
Google Play Store

www.lg.com/global/business/information-display  
 www.youtube.com/c/LGCommercialDisplay  
 www.facebook.com/LGInformationDisplay  
 www.linkedin.com/company/LGinformationdisplay  
 twitter.com/LG\_ID\_HQ

LG may make changes to specifications and product descriptions without notice. Copyright © 2023 LG Electronics Inc. All rights reserved. "LG Life's Good" is a registered trademark of LG Corp. The names of products and brands mentioned here may be the trademarks of their respective owners.