




The **Strathmere** Collection

Enjoy more quality time with your loved ones outdoors as you sink into the plush comfort of this deep-seating lounge collection. Each item is carefully constructed with reinforced steel frames beneath 100% hand-woven resin strapping for ultimate all-weather durability. The thick foam cushions are wrapped in premium olefin fabric that is quick to dry and resists stains, water and UV harm. Each item is offered in a variety of vibrant colors and patterns so you can decide which combination best suits your style.

Features


- Designed with premium, outdoor-grade materials that last year after year
- High-performance powder coating provides extended protection against rust, scratches, and UV harm
- Swivel-action chairs perform a 360° spin and gentle rocking motion
- Plush foam cushions are quick to dry and maintain their shape
- All-weather synthetic wicker hand-woven onto rust-resistant steel frames
- Chairs include thick foam cushions with coordinating accent pillows
- Easy to clean and maintain
- Cushions available in Ocean Blue, Crimson Red, Navy Blue, and Cilantro Green fabric options
- Some assembly required




Ocean Blue



Crimson Red



Navy Blue



Cilantro Green



The **Strathmere** Collection

Chairs



	Arm Chair	Swivel Chair	Recliner
Motion Capability	N/A	360° Spin and Rock	Recline
Overall Dimensions	31"D x 31"W x 35.5"H	30.7"D x 30.7"W x 34.6"H	38.6"D x 30.1"W x 40.6"H
Overall Weight	26.8 lbs.	41.6 lbs.	58.2 lbs.
Seat Dimensions	24.5"L x 20"W x 17.5"H	20.1"D x 20.5"W x 20"H	23"D x 22.4"W x 19.1"H
Cushion Dimensions	24.5"L x 20"W x 4.5"H	30"D x 22.4"W x 4"H	26.4"D x 23.2"W x 4.7"H
Pillow Dimensions	4.5"D x 16"W x 16"H	4.5"D x 16"W x 16"H	N/A
Cushion Color Options	Cilantro Green Crimson Red Ocean Blue Navy Blue	Cilantro Green Crimson Red Navy Blue	Cilantro Green Crimson Red Ocean Blue Navy Blue
Weight Capacity	250 lbs.	225 lbs.	250 lbs.



	Ottoman	2-Person Loveseat	3-Person Sofa
Motion Capability	N/A	N/A	N/A
Overall Dimensions	21.5"D x 28.2"W x 16.9"H	30.7"D x 62.6"W x 34.6"H	31.5"D x 75.4"W x 33.6"H
Overall Weight	15.6 lbs.	57.1 lbs.	83 lbs.
Seat Dimensions	19.5"D x 21.5"W x 16"H	20.1"L x 54.3"W x 20"H	20.1"L x 68.3"W x 20"H
Cushion Dimensions	20.9"D x 22.4"W x 6.3"H	24.5"L x 20"W x 4.5"H	30"L x 20"W x 4.5"H
Pillow Dimensions	N/A	4.5"D x 16"W x 16"H	4.5"D x 16"W x 16"H
Cushion Color Options	Cilantro Green Crimson Red Ocean Blue Navy Blue	Cilantro Green Crimson Red Ocean Blue Navy Blue	Cilantro Green Crimson Red Navy Blue
Weight Capacity	150 lbs.	450 lbs.	550 lbs.



The **Strathmere** Collection

Tables



	Glass-Top Coffee Table	40,000 BTU Tile-Top Fire Pit	40,000 BTU Stone-Top Fire Pit
Table Top Material	Tempered Glass	Faux-wood Porcelain Tiles	Stone Tiles
Table Type	Coffee Table	LP Gas Fire Pit Table	LP Gas Fire Pit Table
Overall Dimensions	41.7"D x 25.8"W x 19.3"H	35.83"D x 43.82"W x 23.5"H	35.83"D x 43.82"W x 23.5"H
Overall Weight	33.6 lbs.	75 lbs.	75 lbs.
Weight Capacity	125 lbs.	225 lbs.	225 lbs.
Fuel Type	N/A	Requires a 20 lb. LP Gas Tank	Requires a 20 lb. LP Gas Tank