

# HANOVER®

## Hanover Outdoor Furniture



### IMPORTANT

If you have any problems with this product (missing or damaged parts, assembly issues, etc.),

**PLEASE DO NOT RETURN TO THE RETAILER/STORE**

from where you purchased the product.

Please call our Toll-Free Customer Service Hotline at: **1-877-976-4402**

Between 9:00 AM and 5:00 PM Eastern Time, Monday through Friday

Or visit our website at: **[www.hanover-products.com](http://www.hanover-products.com)**

To expedite any future warranty claims, please retain the Instruction Sheet, Warranty Card and receipt for future use.

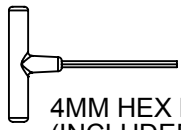
For additional on-line support on assembly, troubleshooting and care & maintenance of your outdoor furniture, please visit our website at: **[www.hanover-products.com](http://www.hanover-products.com)**.

# HANOVER®

MODEL: HVLNA15

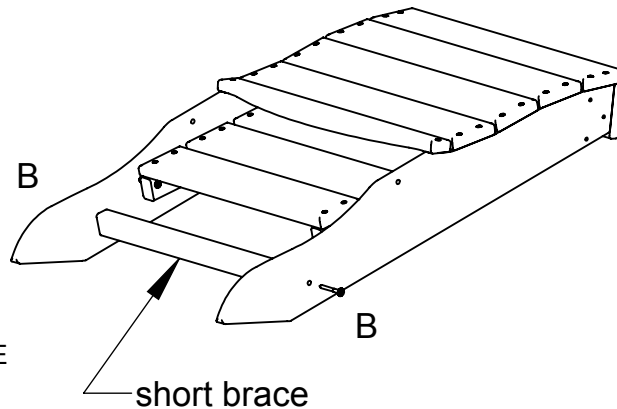
- (1) Seat
- (1) Back
- (2) Front legs
- (2) Arms
- (1) Long brace
- (1) Short brace
- (1) Hardware pack

## TOOLS NEEDED



4MM HEX KEY, ALLEN, T-HANDLE (INCLUDED), 7/16 WRENCH

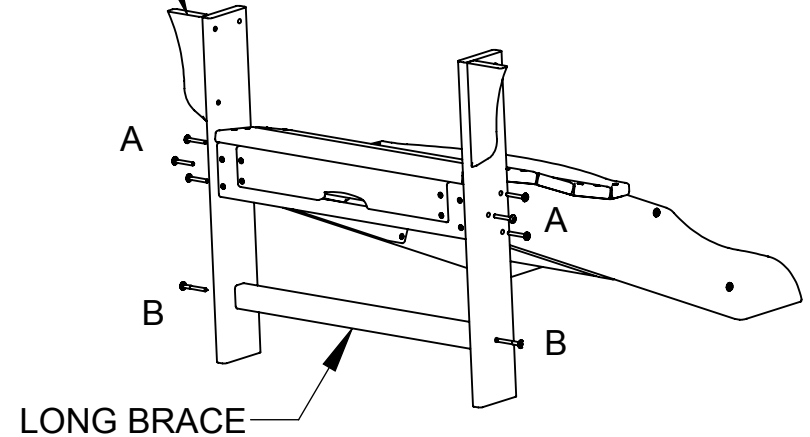
**Step 1**  
Attach short brace to rear legs using (2) 2" screws



WING  
FACES  
FRONT

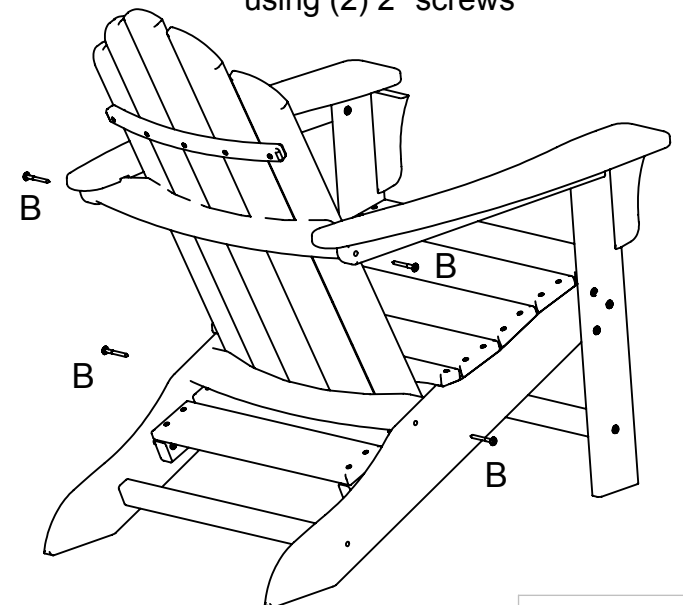
**Step 2**  
Attach front legs to seat using (6) 1½" screws

Attach long brace using (2) 2" screws

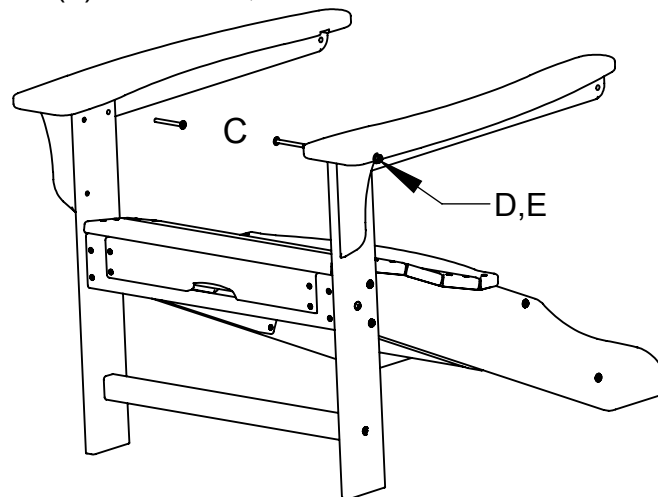


**Step 4**  
Attach back to seat using (2) 2" screws

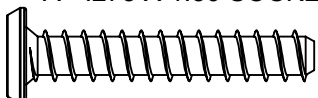


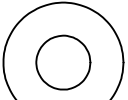
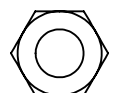
Attach back to arm using (2) 2" screws



**Step 3**  
Attach arms to front leg using (2) 2-1/4" bolt, nut and washer



## QTY. DESCRIPTION

- |   |   |
|---|---|
|   | A - .273 X 1.50 SOCKET WAFER B  |
| 6 |    |
|   | B - .273 X 2.00 SOCKET WAFER A  |
| 8 |  |
|   | C-1/4-20 X 2-1/4 WAFER SHCS   |
| 2 |  |
|   | D-1/4 FLAT WASHER   |
| 2 |  |
|   | E-1/4-20 NYLOCK NUT   |
| 2 |  |