

HANOVER®

Hanover Outdoor Furniture



IMPORTANT

If you have any problems with this product (missing or damaged parts, assembly issues, etc.),

PLEASE DO NOT RETURN TO THE RETAILER/STORE

from where you purchased the product.

Please call our Toll-Free Customer Service Hotline at: **1-877-976-4402**

Between 9:00 AM and 5:00 PM Eastern Time, Monday through Friday


Or visit our website at: **www.hanover-products.com**

To expedite any future warranty claims, please retain the Instruction Sheet, Warranty Card and receipt for future use.

For additional on-line support on assembly, troubleshooting and care & maintenance of your outdoor furniture, please visit our website at: **www.hanover-products.com**.

Traditional Adirondack Chair

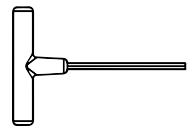
Assembly Instructions




Traditional Adirondack Chair

02/18/2019

TOOLS

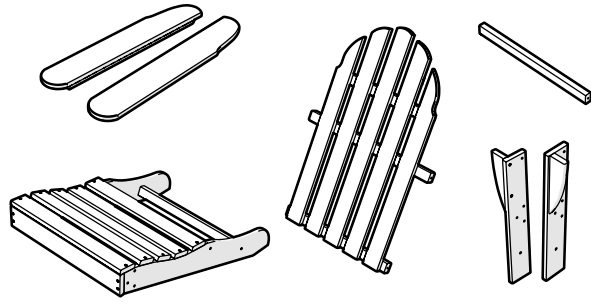


4mm T-handle hex key (included)



7/16" wrench (not included)

PARTS



A x6



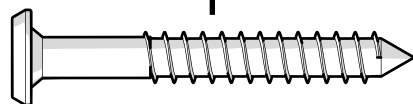
1.875" Bolt — H.25-20X1.875

B x2



2.25" Bolt — H.25-20X2.25

C x6



2" Screw — H.27X2

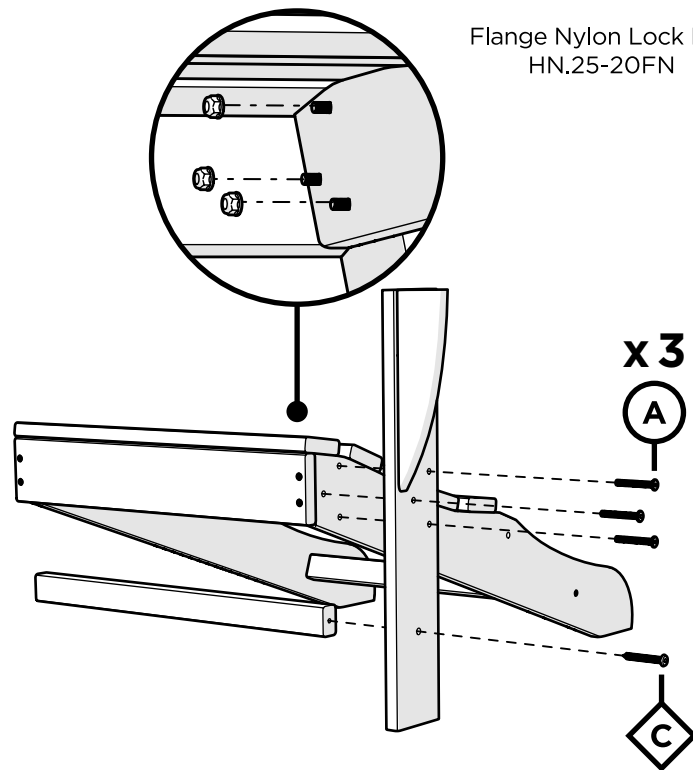


Flange Nylon Lock Nut HN.25-20FN

1



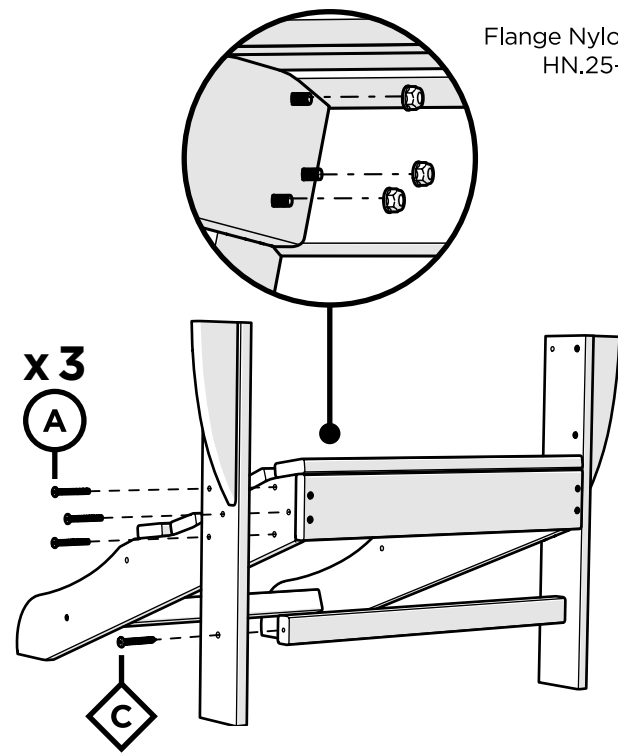
Flange Nylon Lock Nut HN.25-20FN



2



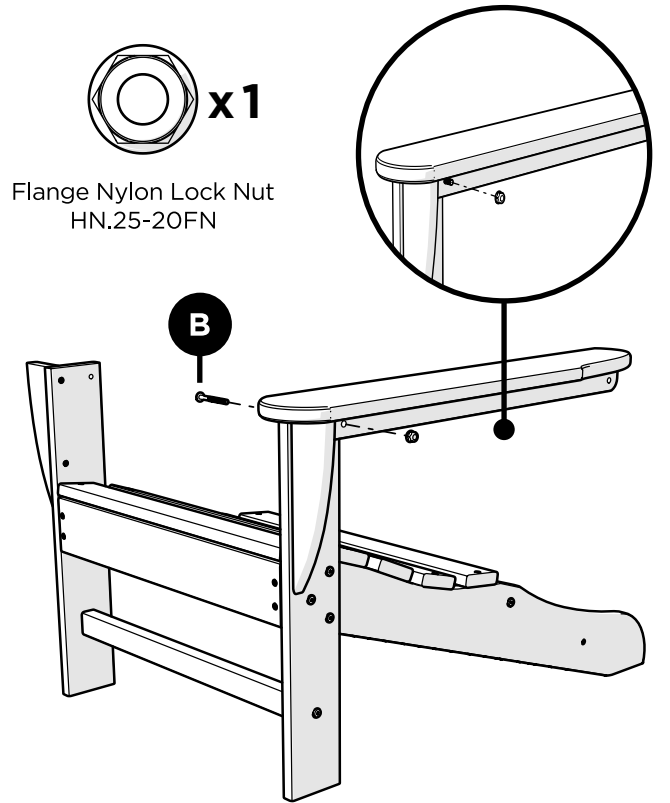
Flange Nylon Lock Nut HN.25-20FN



3



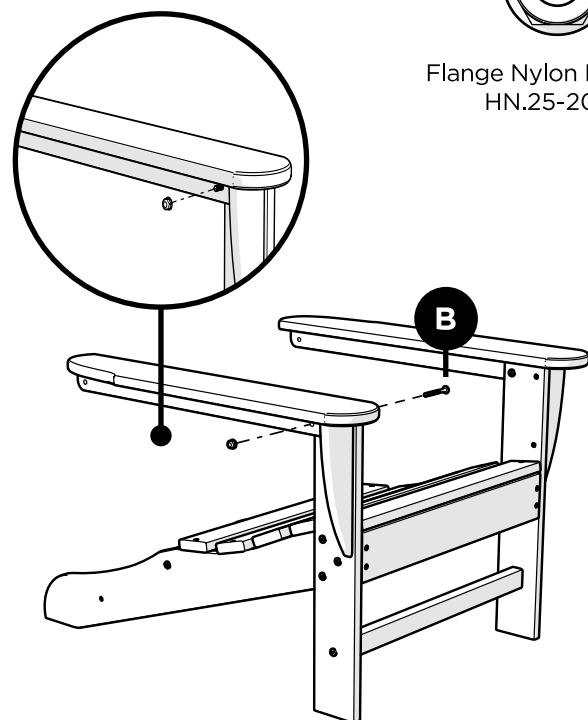
Flange Nylon Lock Nut HN.25-20FN



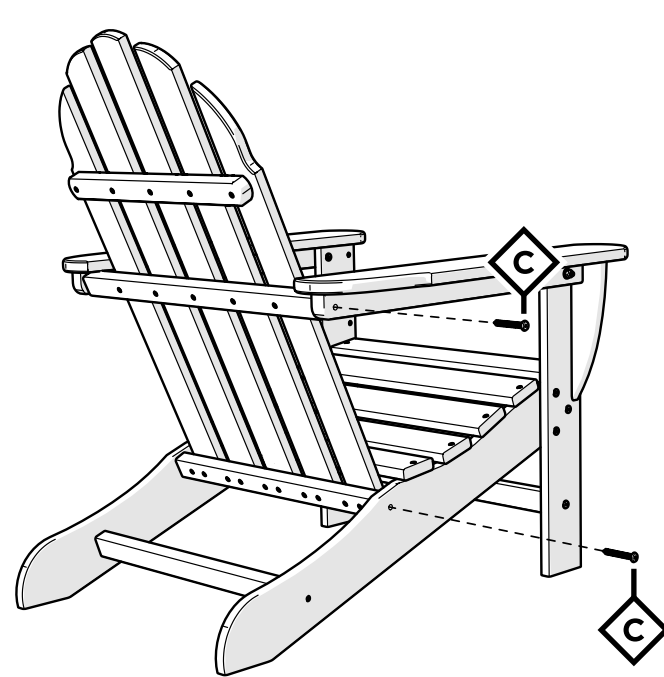
4



Flange Nylon Lock Nut HN.25-20FN



5



6

