



# HANOVER®

Thank you for choosing Hanover! We thoughtfully design our products for years of enjoyment with family and friends and care deeply about your satisfaction.

Valuable feedback like yours helps us make our products even better and helps other potential customers on their shopping journey! If you're fully satisfied, we would love for you to leave us a review where you purchased the product.



If you have any questions, concerns or suggestions, please contact us directly. Our team is here to help!

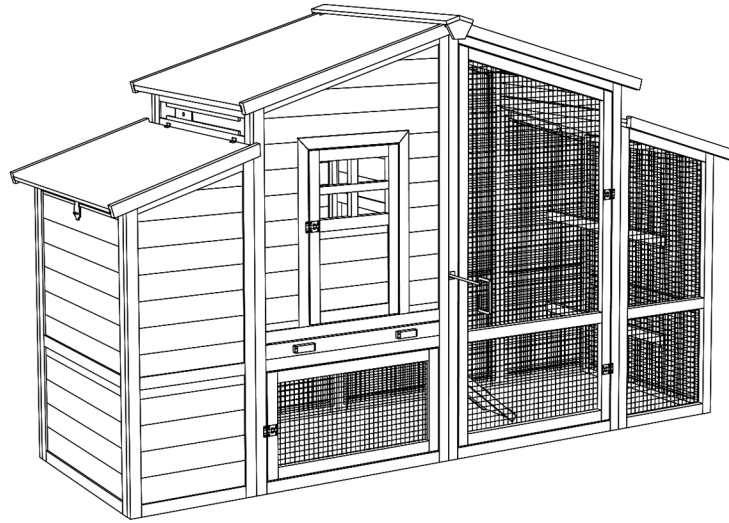
 **[contactus@hanover-products.com](mailto:contactus@hanover-products.com)**

 **877.397.5144**

In the unlikely event that you experience a problem, please provide pictures and a description of the problem, a receipt (if available), name and address of the purchaser and the name of retailer where you purchased the product.

**Please do not return this item to the retailer.**

See the full Hanover collection and get online support for assembly, troubleshooting, care & maintenance at:  
**[www.hanover-products.com](http://www.hanover-products.com)**



**986CC0105-RED**

**The model number of your item is printed on the side of your carton.  
Always use this number to identify your item.**

Thank you for your purchase of this quality Outdoor Decor. With proper use and care, your Outdoor decor will provide you with years of enjoyment. Please follow the instructions on how to assemble and disassemble your item. If you should have any problems with your item, or you have any questions, DO NOT return it to the place of purchase. Please call our toll-free number: **1-877-397-5144** and a customer service representative will assist you. Enjoy your Product!

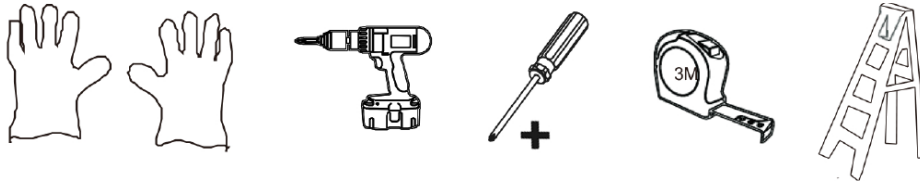
Please read instruction manual carefully before use and follow the instructions step-by-step.

This product has components that are made of wood, a natural product than can have variations in texture and color depending on temperature and humidity. This means that the wood can expand during periods of high humidity and contract or shrink in times of low humidity. The expansions and contractions can cause minor scratches and cracks in the surface. After a period of time, wood can change color, which is a natural process. This does not affect the durability of the wood. Please enjoy the beauty and variability of this natural product!

If you do not plan to assemble your item shortly after opening, please store the remaining pieces away from sunlight and moisture.

## TOOLS THAT MAY BE REQUIRED

---



## PLAN AHEAD

---



**Watch the weather:** Be sure the day you select for installation is dry and calm.

**DO NOT attempt to assemble this item in windy weather because of risk of damage to panels or personal injury. Be careful of wet and muddy ground.**

**Teamwork:** Whenever possible, two or more people should assemble. One person can position parts or panels while the other is able to handle the tools.

**IT TAKES TWO PEOPLE ABOUT ONE TO THREE HOURS TO COMPLETE.**

**SITE SELECTION:** The ground surface must be level. Installing on sloping ground can cause your item to lean or “rack”. Leaning puts additional stress on all connections and joints and in time will cause those connections to loosen and fail.

### **INSPECTION AND MAINTENANCE:**

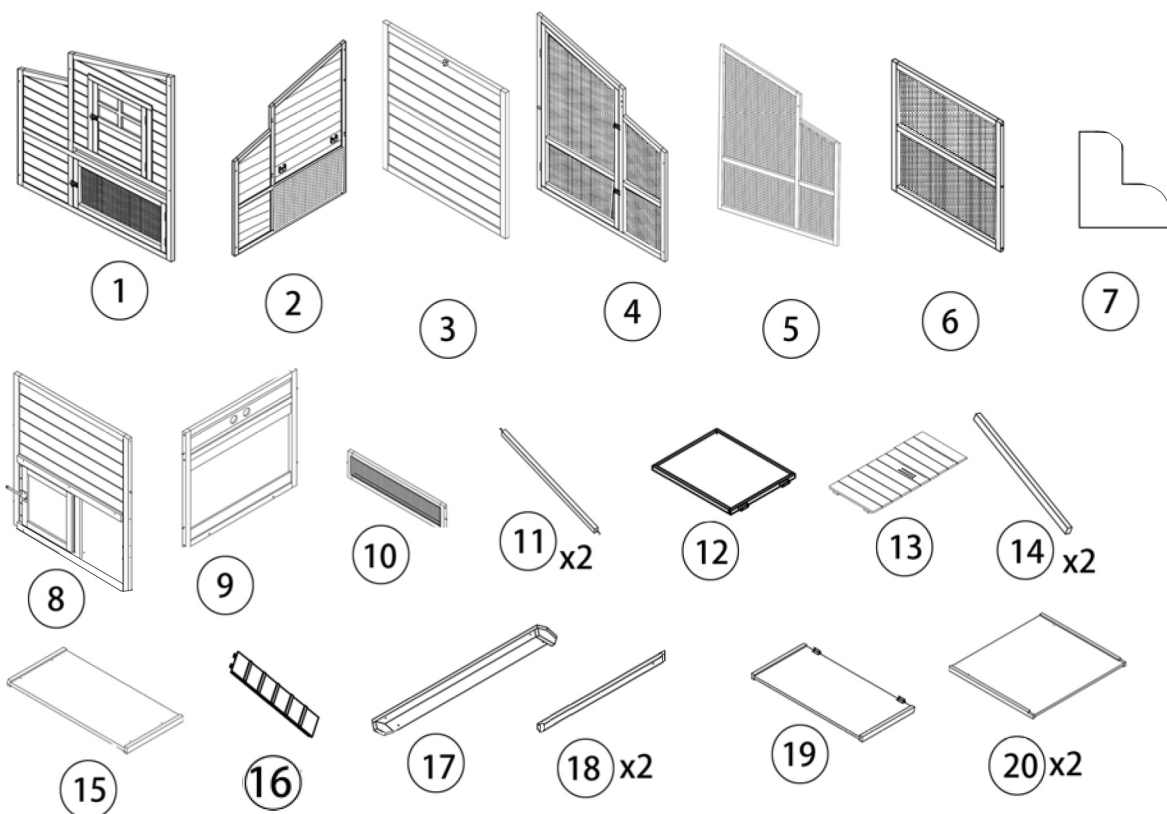
- To ensure the safety of this product, please inspect it carefully at the beginning of each season and twice monthly while in use.
- Check all hardware to be sure it is tight. Caution: overtightened hardware crushes the fibers of the wood and can result in split boards.
- Always check the product stability.

### **CAUTION:**

- Please perform regular inspections and maintenance to ensure that the product is not prematurely ageing.
- Take all precautions necessary to safeguard the safety of children.

**ENVIRONMENT PROTECTION:** Please recycle materials properly when finished installing product.

# ASSEMBLY INSTRUCTION



A: 3.5\*40 20 pcs

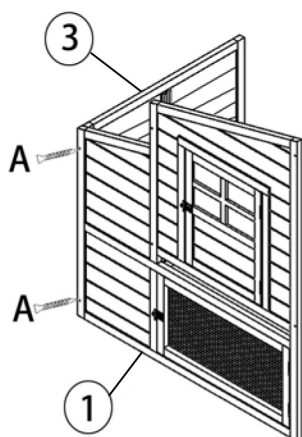
B: 3.5\*50 6 pcs

C: 3.0\*16 6 pcs

D: 3.5\*35 12 pcs

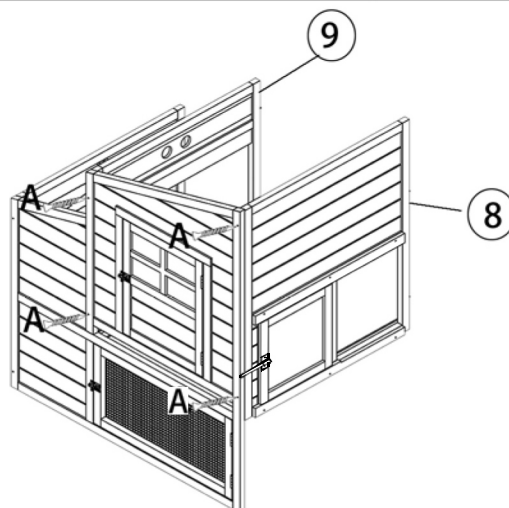


## Step 1



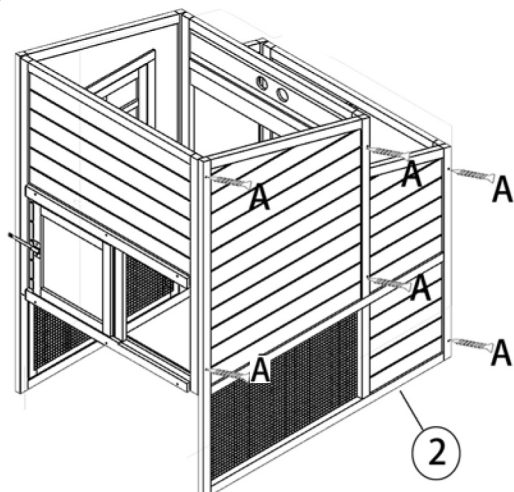
Secure part① with part③ using 2x screw(A).  
Note: for part③, the side with slot faces right side.

## Step 2



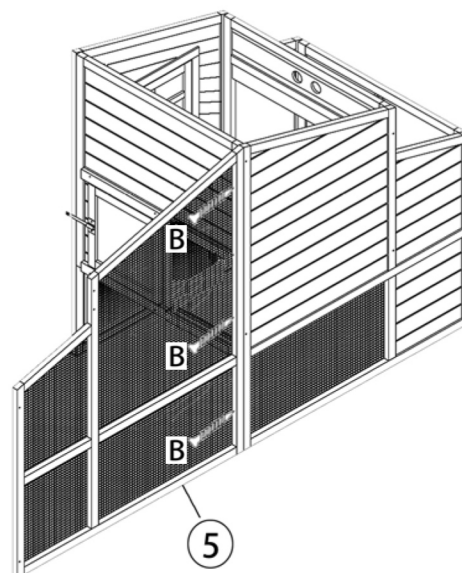
(1)Secure middle part⑨ using 2x screw(A). Note: for part⑨, the side with two notches faces right side. (2)secure part⑧ using 2x screw(A);  
Note: For part⑧, the side with slidable door should face right side.

## Step 3



Turn to back, secure part② using 6x screw(A).

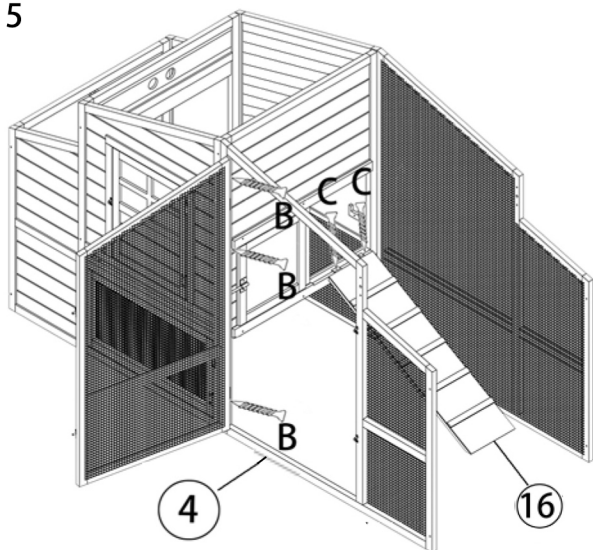
## Step 4



Secure part⑤ using 3x screw(B).

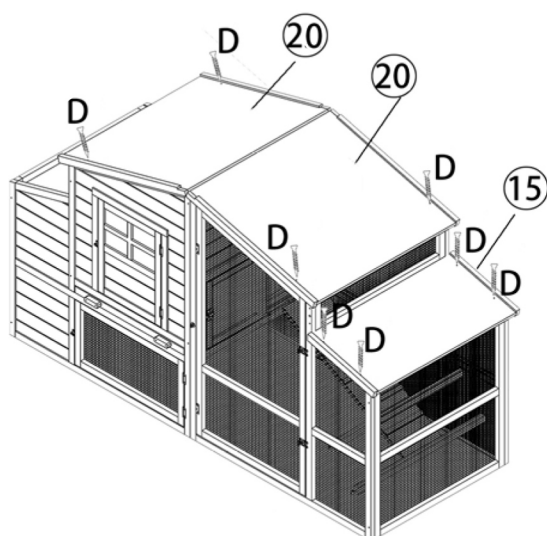


## Step 5



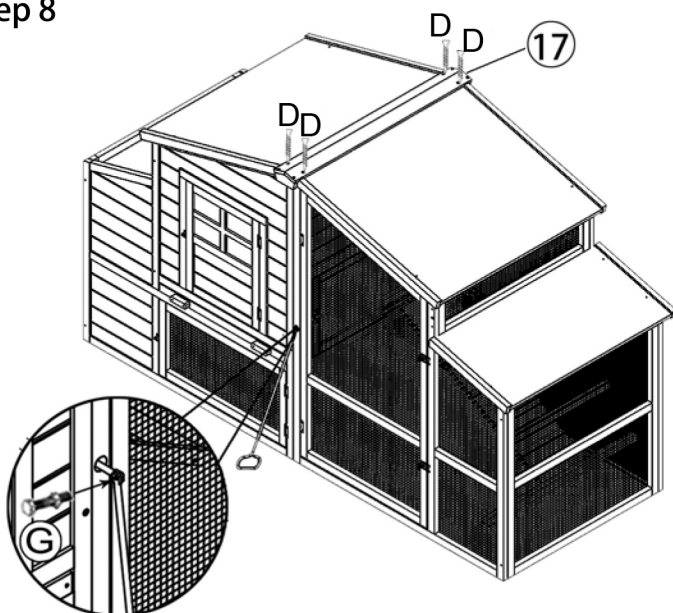
- (1) secure ramp part ⑯ using 2x screw(C).
- (2) Open the door of part ④, and secure it using 3x screw(B) as shown.

## Step 7



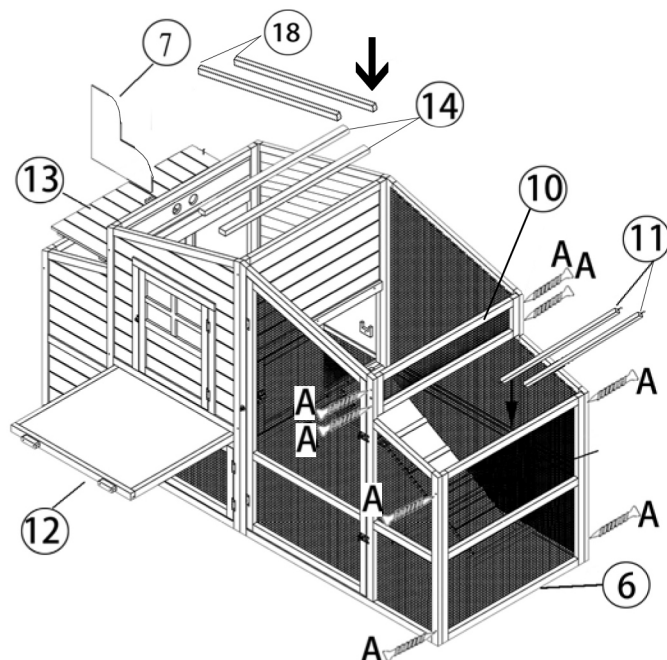
- (1) Secure part ⑮ using 4x screw(D);
- (2) Secure 2x roof part ⑳ using 4x screw(D);

## Step 8



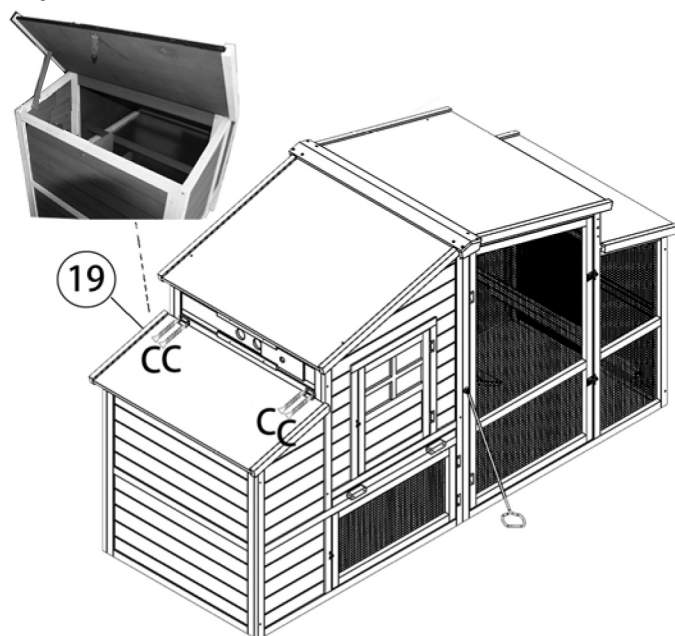
- (1) Secure roof cap part ⑰ using 4x screw(D).
- (2) Secure metal puller (G) using the screw provided.

## Step 6



- (1) put in part ⑬ . Note: the side with slot faces upwards.
- (2) put in divider part ⑦
- (3) Put in 2x part ⑭ , using the notches on front and back panels to support; Then put in tray part ⑫; Finally put in perches part ⑱ , using the notches on left and middle panels to support.
- (4) Secure part ⑪ to create two perches, the position is as you wish.
- (5) Secure part ⑩ using 4x screw(A).
- (6) Secure part ⑥ using 4x screw(A).

## Step 9



- Secure roof part ⑲ using 4x screw(C). The roof can be supported by the baton attached on side panel as shown.

# Outdoor Products

## 1-Year Limited Warranty Program

For a period of one (1) year after purchase, Hanover ("Manufacturer") will either repair or replace defective components in accordance with this Limited Warranty. This warranty is between Manufacturer and the original purchaser and is valid only when accompanied by the original purchaser's sales receipt showing original date of purchase and location of purchase. Replacements under this warranty revert back to the date of original purchase for future warranty.

Manufacturer or its authorized dealer can accept or reject warranty claims based on its findings. This warranty applies in normal residential use only and is not intended for commercial use. Manufacturer can make substitutions as required of materials, components, and sub-components of comparable value and utility. This warranty is limited to product repair or replacement (to be determined solely by Manufacturer). Warranty return is limited to only the single affected component.

This warranty covers only manufacturing defects and does not cover normal wear and tear, damage due to acts of nature, abuse or misuse, including chemical damage from suntan oil or other chemicals, exposure to extreme heat or cold, abrasion or excessive weight. This product is intended to be used in standard installations only. This warranty is invalid if the product is not used for intended purpose. Manufacturer disclaims liability for any aspect of installation and any inconvenience caused by a defective part of a component.

Certain items are not covered by this warranty. These include, but are not limited to the following:

1. Items subjected to abuse, including abuse intended to simulate failure.
2. Any part which merely exhibits normal wear yet functions essentially as new, including tears/rips, chips, scratches or stretching of materials and stitching.
3. Tears, rips, punctures, scratches or any damage caused by improper installation or use.
4. Fading and/or discoloration of materials resulting from exposure to the elements, chemicals, oils, fluids or any other cause are not covered.

This product may have components that are made of wood - a natural product that can have variations in texture and color depending on temperature and humidity. This means that the wood can expand during periods of high humidity and contract or shrink in times of low humidity. The expansions and contractions can cause minor scratches and cracks in the surface. After a period of time, wood can change color, which is a natural process. This does not affect the durability of the wood. Please enjoy the beauty and variability of this natural product.

To make a claim, contact us by the email address or the toll-free number below. Please have available a copy of the original sales receipt along with a brief description of the problem. Please also provide your email address and daytime telephone or cell phone #.

**THIS IS THE ENTIRE EXCLUSIVE EXPRESS LIMITED LIABILITY. THE MANUFACTURER NEITHER MAKES NOR IS RESPONSIBLE FOR ANY OTHER WARRANTIES, EITHER EXPRESS OR IMPLIED, INCLUDING THOSE OF RETAILING DEALERS. THIS EXCLUSIVE REMEDY IS LIMITED TO RECEIPT OF A CREDIT IN CONNECTION WITH THE REPAIR OR REPLACEMENT OF ANY PRODUCT OR COMPONENT DEEMED TO BE DEFECTIVE UNDER THE TERMS AND CONDITIONS AS STATED IN THIS WARRANTY. NEITHER HANOVER, THE PRODUCT MANUFACTURER NOR ITS AGENTS SHALL BE LIABLE IN ANY CASE FOR INCIDENTAL, INDIRECT, SPECIAL OR CONSEQUENTIAL DAMAGES RESULTING FROM THE USE OF THIS PRODUCT OR ARISING OUT OF ANY BREACH OF THIS WARRANTY OR NEGLIGENCE EVEN IF IT HAS BEEN ADVISED OF THE POSSIBILITY OF SUCH DAMAGES. EXCEPT AS OTHERWISE MAY BE REQUIRED BY LAW, THERE ARE NO OTHER EXPRESS OR IMPLIED WARRANTIES OTHER THAN THE WARRANTY DESCRIBED HEREIN, AND ALL OTHER WARRANTIES, INCLUDING ANY IMPLIED WARRANTY OF MERCHANTABILITY OR FITNESS FOR A PARTICULAR PURPOSE ARE EXPRESSLY DISCLAIMED.**

**Contact Warranty Services at 1-877-397-5144**

Or email us at:

**ContactUs@Hanover-Products.com**

or

**www.Hanover-Products.com**