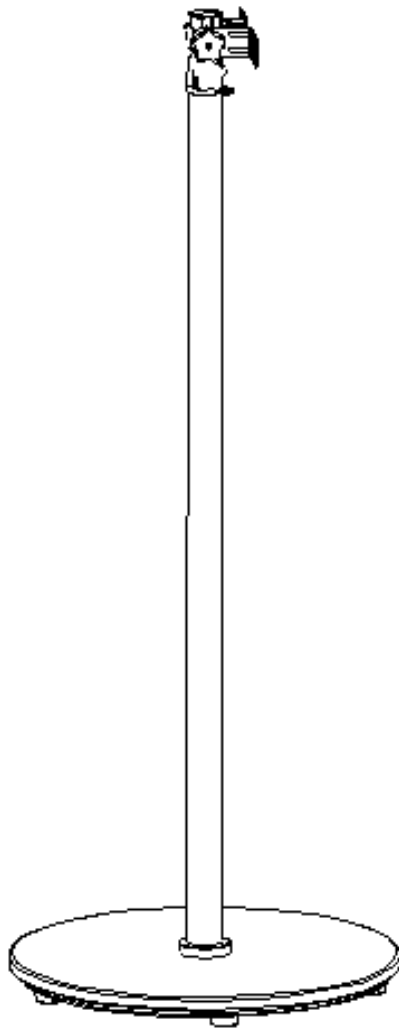


HANOVER®

Heater stand

Model Number: 9711071




ASSEMBLY & OPERATING INSTRUCTIONS

Please read carefully and save these instructions

Components:

Stainless steel 304 adjustable-height pole



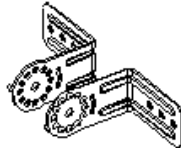
Adjustment screw



Base



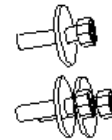
L-shaped brackets



Adjustable feet

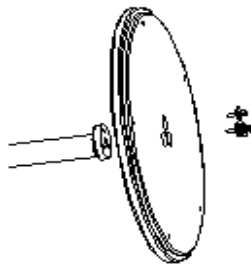


Base screws

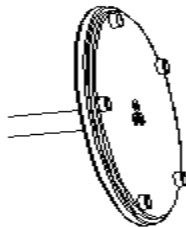


Assembly:

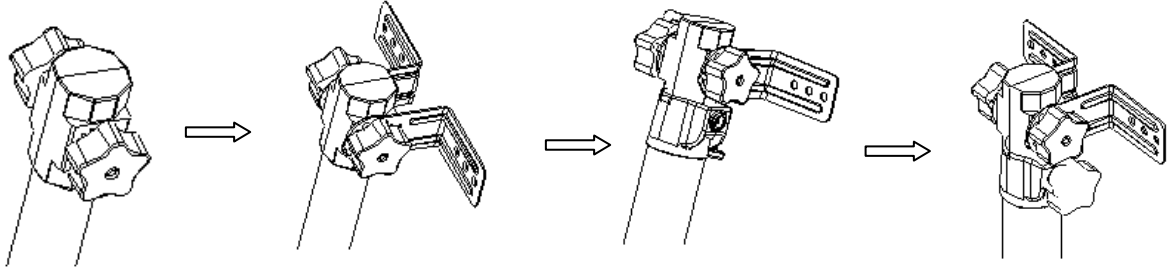
1. Connect the base and pole; insert the base screws and tighten.



2. Tighten the adjustable feet onto the base.

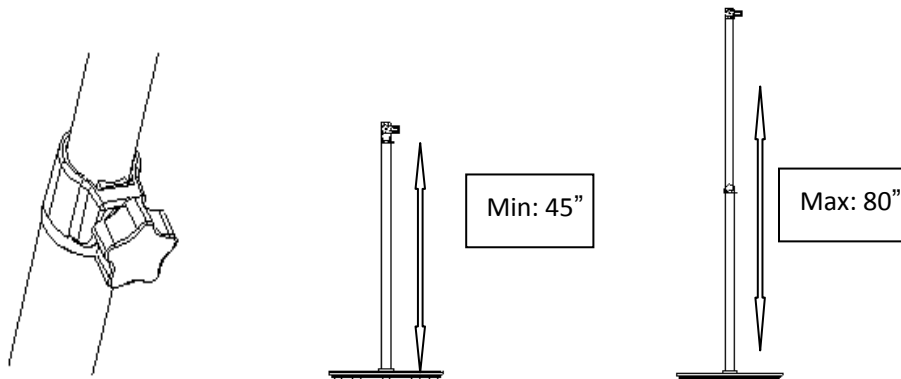


3. Loosen the adjustment screw, place the L-shaped brackets onto the pole and tighten.



Height & Angle Adjustment:

1. Loosen the height-adjustment screw to adjust the height of the pole.



2. The L-shape brackets can be adjusted to different angles.

