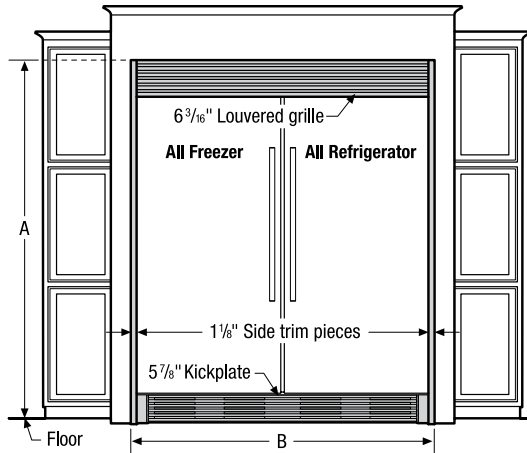


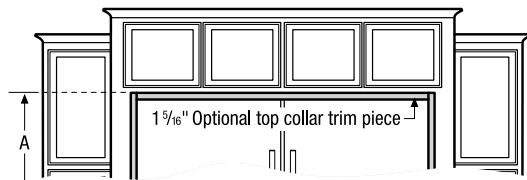
Double Trim Kit (TRIMKITEZ2) Installation

For All Refrigerator (FPRH19D7L)/All Freezer (FPUH19D7L)

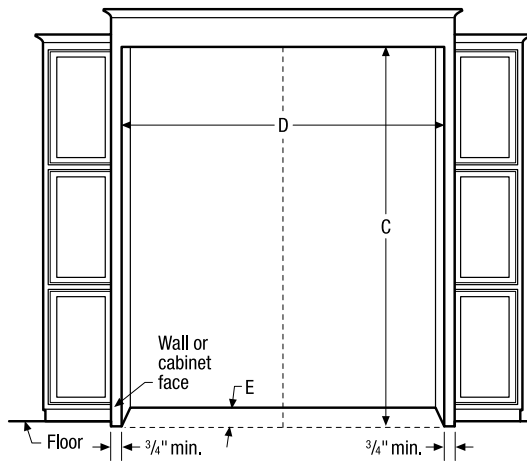
79" Louvered Trim Kit Dimensions



Optional 75" Collar Trim Kit Dimensions



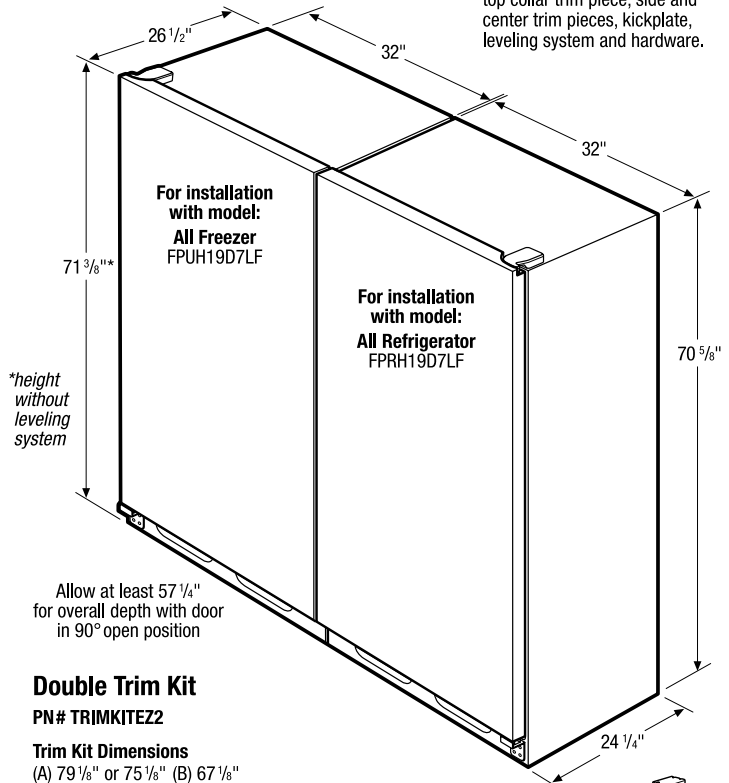
Cutout Dimensions



Double 79" Louvered Trim Kit or Optional 75" Collar Trim Kit for All Refrigerator and All Freezer

Designed for replacement installation of any built-in model(s) having pre-existing opening(s) with same cutout dimensions as stated below; or for new-build installation.

Kit Includes:
Louvered grille, optional top collar trim piece, side and center trim pieces, kickplate, leveling system and hardware.



Allow at least 57 1/4" for overall depth with door in 90° open position

Double Trim Kit PN# TRIMKITEZ2

Trim Kit Dimensions

(A) 79 1/8" or 75 1/8" (B) 67 1/8"

Cutout Dimensions

(C) 79" or 75" (D) 66" (E) 25 1/4" min.†

†Minimum depth from face of wall or cabinet side panels and requires recessed electrical outlet(s) and water line.

Installation Notes:

Trim kit attaches directly to cutout opening through louvered grille or optional top collar trim piece to stabilize units. Louvered grille used for 79" opening height and optional top collar trim piece used for 75" opening height. Installation into 75" opening requires side trim pieces be shortened by 4". Double Trim Kit also includes hardware to secure side-by-side units together. Refer to detailed kit installation instructions packed with kit or on web.

Leveling System

(2) per unit raises height 2 9/16" min. Only available with trim kits.

Installation Specifications

- Double Louvered/Collar Trim Kit (PN # TRIMKITEZ2) is designed as built-in replacement option for All-Refrigerator and All-Freezer models PLRH1779GS and PLFH1779GS when Trim Kit is installed with models FPRH19D7L and FPUH19D7L into pre-existing cutout opening requiring 79" opening height; or as built-in replacement option for any other built-in models having pre-existing 79" or 75" opening height; or for new-build installation. New-build installation can use 79" opening height with use of louvered grille; or 75" opening height with use of optional top collar trim piece which also requires side trim pieces to be shortened by 4".
- To use Trim Kit, an enclosure is required around All Refrigerator and All Freezer having an opening of 79" or 75" H x 66" W with minimum cabinet side panels of 25-1/4" D x 3/4" W. (Trim Kit includes hardware to secure side-by-side units together.)

- Trim Kit attaches directly to cutout opening through louvered grille or optional top collar trim piece to stabilize units.
- Minimum 25-1/4" depth requires recessed electrical outlets and water line.
- Cabinet or soffit above unit must extend out to same depth as side panels.
- Clear, adequate floor space required for Trim Kit assembly.
- For detailed Trim Kit installation, refer to instructions packed with kit or on web.
- For detailed All-Refrigerator and All-Freezer installation, refer to model-specific product pages and installation guides on web.