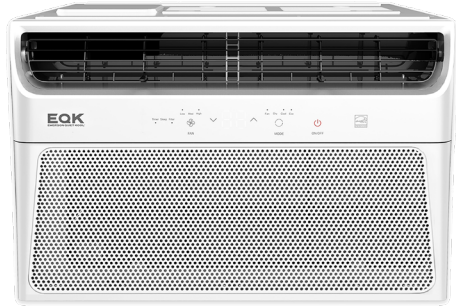


EMERSON

QUIET KOOL

Emerson Quiet Kool window air conditioners are the perfect cooling solution for your home or office. Available with varying BTUs to accommodate any size room, you are sure to find the perfect model for your space. The easy-access filters will keep clean fresh air flowing through your room.

For peace of mind, you will receive our 1-2-5 years warranty: 1 year labor, 2 years parts and 5 years compressor.



Window Air Conditioners

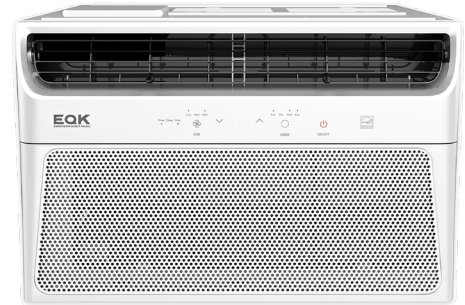
| MODEL | EARC5MD1H | EARC5RD1H | EARC6RE1H | EARC6RE1H | EARC8RE1H |
|--------------------------------------|--------------------|--------------------|--------------------|----------------------|--------------------|
| PERFORMANCE | | | | | |
| Cooling BTU Performance | 5,000 | 5,000 | 6,000 | 6,000 | 8,000 |
| Range | up to 150 sq. ft. | up to 150 sq. ft. | up to 250 sq. ft. | up to 250 sq. ft. | up to 350 sq. ft. |
| Control Type | Mechanical | Remote, Electronic | Remote, Electronic | Remote, Wi-Fi, Voice | Remote, Electronic |
| EER | 11 | 11.1 | 12.2 | 12.3 | 12.1 |
| Dehumidification (Pts. / Hr.) | 1.3 | 1.3 | 1.3 | 1.3 | 1.7 |
| Air Flow (CFM): High / Med / Low | 294 | 135/118/100 | 423 | 141/123/105 | 470 |
| Indoor Noise (dBA): High / Med / Low | 55 / - / 50 | 55 / 52 / 50 | 55 / 53 / 51 | 55 / 52 / 50 | 59 / 57 / 55 |
| Refrigerant Type | R32 | R32 | R32 | R32 | R32 |
| ELECTRICAL RATINGS | | | | | |
| Voltage/60 Hz | 115V | 115V | 115V | 115V | 115V |
| Amps | 3.9 | 3.9 | 4.6 | 4.6 | 5.8 |
| Watts | 446 | 451 | 490 | 492 | 660 |
| FEATURES | | | | | |
| Energy Star | No | No | No | No | No |
| Wi-Fi Control | No | No | No | Yes | No |
| Remote Control | No | Yes | Yes | Yes | Yes |
| Programmable Timer | No | Yes | Yes | Yes | Yes |
| Power Failure Auto Restart | Yes | Yes | Yes | Yes | Yes |
| Air Direction | 4-way | 4-way | 4-way | 4-way | 4-way |
| Fan Speeds | 2 | 3 | 3 | 3 | 3 |
| Eco Function | No | Yes | Yes | Yes | Yes |
| Sleep Function | No | Yes | Yes | Yes | Yes |
| Easy Access Filter | Yes | Yes | Yes | Yes | Yes |
| Filter Alert | Yes | Yes | Yes | Yes | Yes |
| Chasis | Fixed | Fixed | Fixed | Fixed | Fixed |
| DIMENSIONS / WEIGHT | | | | | |
| Product Dimensions: W x D x H (in.) | 16 x 13.1 x 11.8 | 16 x 13.1 x 11.8 | 18.5 x 17.5 x 13 | 18.5 x 17.5 x 13 | 18.5 x 17.5 x 13 |
| Product Weight (lbs.) | 35 | 35 | 44.5 | 44.5 | 48.8 |
| Shipping Dimensions: W x D x H (in.) | 17.9 x 17.1 x 15.8 | 17.9 x 17.1 x 15.8 | 19.1 x 17.9 x 15.8 | 21.4 x 17.5 x 14.9 | 19.1 x 17.9 x 15.8 |
| Shipping Weight (lbs.) | 42 | 42 | 60.5 | 60.5 | 61.2 |

EMERSON

QUIET KOOL

Emerson Quiet Kool window air conditioners are the perfect cooling solution for your home or office. Available with varying BTUs to accommodate any size room, you are sure to find the perfect model for your space. The easy-access filters will keep clean fresh air flowing through your room.

For peace of mind, you will receive our 1-2-5 years warranty: 1 year labor, 2 years parts and 5 years compressor.



Window Air Conditioners

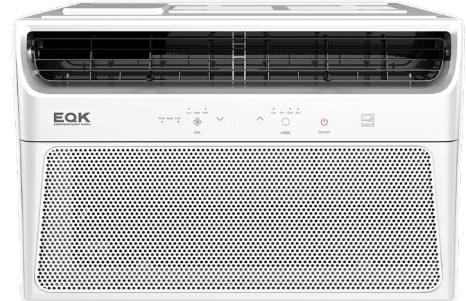
| MODEL | EARC8RSE1H | EARE8RD1 | EARC10RE1H | EARC10RSE1H | EARC12RE1H |
|--------------------------------------|----------------------|--------------------|--------------------|----------------------|--------------------|
| PERFORMANCE | | | | | |
| Cooling BTU Performance | 8,000 | 8,000 | 10,000 | 10,000 | 12,000 |
| Range | up to 350 sq. ft. | up to 350 sq. ft. | up to 450 sq. ft. | up to 450 sq. ft. | up to 550 sq. ft. |
| Control Type | Remote, Wi-Fi, Voice | Remote, Electronic | Remote, Electronic | Remote, Wi-Fi, Voice | Remote, Electronic |
| EER | 12.1 | 12.1 | 12.2 | 12.3 | 12.1 |
| Dehumidification (Pts. / Hr.) | 1.7 | 1.7 | 2.3 | 2.3 | 3 |
| Air Flow (CFM): High / Med / Low | 206 / 188 / 171 | 470 | 600 | 282 / 252 / 223 | 600 |
| Indoor Noise (dBA): High / Med / Low | 58 / 56 / 53 | 59 / 57 / 55 | 60 / 58 / 56 | 59 / 56 / 54 | 60 / 58 / 56 |
| Refrigerant Type | R32 | R410A | R32 | R32 | R32 |
| ELECTRICAL RATINGS | | | | | |
| Voltage/60 Hz | 115V | 115V | 115V | 115V | 115V |
| Amps | 5.8 | 5.8 | 7.3 | 7.3 | 8.5 |
| Watts | 661 | 660 | 830 | 826 | 990 |
| FEATURES | | | | | |
| Energy Star | No | No | No | No | No |
| Wi-Fi Control | Yes | No | No | Yes | No |
| Remote Control | Yes | Yes | Yes | Yes | Yes |
| Programmable Timer | Yes | Yes | Yes | Yes | Yes |
| Power Failure Auto Restart | Yes | Yes | Yes | Yes | Yes |
| Air Direction | 4-way | 4-way | 4-way | 4-way | 4-way |
| Fan Speeds | 3 | 3 | 3 | 3 | 3 |
| Eco Function | Yes | Yes | Yes | Yes | Yes |
| Sleep Function | Yes | Yes | Yes | Yes | Yes |
| Easy Access Filter | Yes | Yes | Yes | Yes | Yes |
| Filter Alert | Yes | Yes | Yes | Yes | Yes |
| Chasis | Fixed | Fixed | Fixed | Fixed | Fixed |
| DIMENSIONS / WEIGHT | | | | | |
| Product Dimensions: W x D x H (in.) | 18.5 x 17.5 x 13 | 18.5 x 17.5 x 13 | 21.9 x 18.9 x 14.6 | 21.9 x 18.9 x 14.6 | 18.5 x 17.5 x 13 |
| Product Weight (lbs.) | 48.8 | 51 | 61.6 | 61.6 | 72.8 |
| Shipping Dimensions: W x D x H (in.) | 21.4 x 19.5 x 14.9 | 21.4 x 19.5 x 14.9 | 23.1 x 19.9 x 15.8 | 23.1 x 19.9 x 15.8 | 23.9 x 19.1 x 15.8 |
| Shipping Weight (lbs.) | 61.2 | 63.4 | 74.4 | 74.4 | 86.7 |

EMERSON

QUIET KOOL

Emerson Quiet Kool window air conditioners are the perfect cooling solution for your home or office. Available with varying BTUs to accommodate any size room, you are sure to find the perfect model for your space. The easy-access filters will keep clean fresh air flowing through your room.

For peace of mind, you will receive our 1-2-5 years warranty: 1 year labor, 2 years parts and 5 years compressor.



Window Air Conditioners

| MODEL | EARC12RE1H | EARC15RE1H | EARC15RSE1H |
|--------------------------------------|----------------------|--------------------|----------------------|
| PERFORMANCE | | | |
| Cooling BTU Performance | 12,000 | 15,000 | 15,000 |
| Range | up to 550 sq. ft. | up to 700 sq. ft. | up to 700 sq. ft. |
| Control Type | Remote, Wi-Fi, Voice | Remote, Electronic | Remote, Wi-Fi, Voice |
| EER | 12.1 | 11.9 | 11.9 |
| Dehumidification (Pts. / Hr.) | 3 | 4.1 | 4.1 |
| Air Flow (CFM): High / Med / Low | 270 / 241 / 211 | 370 / 341 / 311 | 370 / 341 / 311 |
| Indoor Noise (dBA): High / Med / Low | 59 / 57 / 55 | 56 / 53 / 52 | 56 / 53 / 52 |
| Refrigerant Type | R32 | R32 | R32 |
| ELECTRICAL RATINGS | | | |
| Voltage/60 Hz | 115V | 115V | 115V |
| Amps | 8.5 | 11 | 11 |
| Watts | 992 | 1261 | 1261 |
| FEATURES | | | |
| Energy Star | No | No | No |
| Wi-Fi Control | Yes | No | Yes |
| Remote Control | Yes | Yes | Yes |
| Programmable Timer | Yes | Yes | Yes |
| Power Failure Auto Restart | Yes | Yes | Yes |
| Air Direction | 4-way | 4-way | 4-way |
| Fan Speeds | 3 | 3 | 3 |
| Eco Function | Yes | Yes | Yes |
| Sleep Function | Yes | Yes | Yes |
| Easy Access Filter | Yes | Yes | Yes |
| Filter Alert | Yes | Yes | Yes |
| Chasis | Fixed | Fixed | Fixed |
| DIMENSIONS / WEIGHT | | | |
| Product Dimensions: W x D x H (in.) | 21.9 x 18.9 x 14.6 | 25.2 x 23.6 x 17.9 | 25.2 x 23.6 x 17.9 |
| Product Weight (lbs.) | 72.8 | 103.4 | 103.4 |
| Shipping Dimensions: W x D x H (in.) | 23.9 x 19.1 x 15.8 | 27.9 x 25.1 x 19.8 | 27.9 x 25.1 x 19.8 |
| Shipping Weight (lbs.) | 86.7 | 130.2 | 130.2 |