



MODEL C with CSR

CONTROLLED SCREEN RETURN

Spring Roller Type Screen

DA-LITE SCREEN COMPANY, INC.
 3100 North Detroit Street
 Post Office Box 137
 Warsaw, Indiana 46581-0137
 Phone: 574-267-8101
 800-622-3737
 Fax: 574-267-7804
 Toll Free Fax: 877-325-4832
 www.da-lite.com
 e-mail: info@da-lite.com

SPECIFICATION DATA

SUGGESTED SPECIFICATIONS: _____ projection screen(s), _____ (H) x _____ (W), wall or ceiling mounting type. To have black masking borders standard on flame retardant and mildew resistant fiberglass fabric, mounted on a ball bearing rigid steel spring roller. To be equipped with Controlled Screen Return (CSR) to control the return speed of the screen surface back into the case. Fabric to be permanently attached to roller. To have powder coated white 21-gauge steel case with flat back design. To have heavy-duty end caps concealing roller ends with steel inner plates to support roller and provide added case strength. End caps shall form sturdy brackets for wall or ceiling installations. Bottom of screen shall be formed into pocket holding tubular metal slat. A 6' pull cord with plastic knob is included. A steel pull bail shall be attached to the slat. Heavy-duty plastic caps shall protect the ends of the slat. Bumper stops shall be built into the case to prevent slat wedging inside case.

Matte White: Horizontal seam required when both dimensions exceed 10'.

Video Spectra 1.5, High Contrast Matte White and Silver Matte: Available in sizes where both dimensions do not exceed 8'.

High Power®: Available in sizes up to 9' x 12'. Horizontal seam required when both dimensions exceed 6'.

VIDEO (NTSC 4:3) FORMAT DIMENSIONS

Viewing Area Sizes		Nominal Diagonal		A - Overall Length of Case		B - Between Hanger Eyes		Approx. Ship. Wt.	
H x W	Cm	In.	Cm	In.	Cm	In.	Cm	Lbs.	Kg
43" x 57"	109 x 145	72"	183	63 ⁵ / ₈ "	160	61 ⁵ / ₈ "	157	38	17.2
50" x 67"	127 x 170	84"	213	73 ⁵ / ₈ "	186	71 ⁵ / ₈ "	182	42	19.1
60" x 80"	152 x 203	100"	254	87 ⁵ / ₁₆ "	222	85 ¹³ / ₁₆ "	218	49	22.2
69" x 92"	175 x 234	120"	305	99 ⁵ / ₁₆ "	252	97 ¹³ / ₁₆ "	248	53	24.0
87" x 116"	221 x 295	150"	381	123 ⁵ / ₁₆ "	313	121 ¹³ / ₁₆ "	309	66	29.9
105" x 140"	267 x 356	180"	457	147 ⁵ / ₁₆ "	374	145 ¹³ / ₁₆ "	368	73	33.1
120" x 160"	305 x 406	200"	508	167 ⁵ / ₁₆ "	425	165 ¹³ / ₁₆ "	421	82	37.2

HDTV (16:9) FORMAT DIMENSIONS

Viewing Area Sizes		Nominal Diagonal		A - Overall Length of Case		B - Between Hanger Eyes		Approx. Ship. Wt.	
H x W	Cm	In.	Cm	In.	Cm	In.	Cm	Lbs.	Kg
45" x 80"	114 x 203	92"	234	87 ⁵ / ₁₆ "	222	85 ¹³ / ₁₆ "	218	49	22.2
52" x 92"	132 x 234	106"	269	99 ⁵ / ₁₆ "	252	97 ¹³ / ₁₆ "	248	53	24.0
54" x 96"	137 x 244	110"	279	103 ⁵ / ₁₆ "	262	101 ¹³ / ₁₆ "	258	55	24.9
58" x 104"	147 x 264	119"	302	111 ⁵ / ₁₆ "	283	109 ¹³ / ₁₆ "	279	59	26.8
65" x 116"	165 x 295	133"	338	123 ⁵ / ₁₆ "	313	121 ¹³ / ₁₆ "	309	66	29.9
78" x 139"	198 x 353	159"	404	147 ⁵ / ₁₆ "	374	145 ¹³ / ₁₆ "	370	73	33.1

16:10 WIDE FORMAT DIMENSIONS

Viewing Area		Nominal Diagonal		A - Overall Length of Case		B - Between Hanger Eyes		Approx. Ship. Wt.	
H x W	Cm	In.	Cm	In.	Cm	In.	Cm	Lbs.	Kg
50" x 80"	127 x 203	94"	239	87 ⁵ / ₁₆ "	222	85 ¹³ / ₁₆ "	218	49	22.2
60" x 96"	152 x 244	113"	287	103 ⁵ / ₁₆ "	262	101 ¹³ / ₁₆ "	258	55	24.9
69" x 110"	175 x 279	130"	330	117 ⁵ / ₁₆ "	298	115 ¹³ / ₁₆ "	294	65	29.5
87" x 139"	221 x 353	164"	417	147 ⁵ / ₁₆ "	374	145 ¹³ / ₁₆ "	370	83	37.6

SQUARE FORMAT DIMENSIONS

Sizes		A - Overall Length of Case		B - Between Hanger Eyes		Approx. Ship. Wt.	
H x W	Cm	In.	Cm	In.	Cm	Lbs.	Kg
60" x 60"	152 x 152	63 ¹ / ₈ "	160	61 ⁵ / ₈ "	157	39	17.7
70" x 70"	178 x 178	73 ¹ / ₈ "	186	71 ⁵ / ₈ "	182	43	19.5
72" x 72"	183 x 183	75 ¹ / ₈ "	191	73 ⁵ / ₈ "	187	45	20.4
84" x 84"	213 x 213	87 ⁵ / ₁₆ "	222	85 ¹³ / ₁₆ "	218	49	22.2
6' x 8'	183 x 244	99 ⁵ / ₁₆ "	252	97 ¹³ / ₁₆ "	248	51	23.1
8' x 8'	244 x 244	99 ⁵ / ₁₆ "	252	97 ¹³ / ₁₆ "	248	51	23.1
7' x 9'	213 x 274	111 ⁵ / ₁₆ "	283	109 ¹³ / ₁₆ "	279	62	28.1
9' x 9'	274 x 274	111 ⁵ / ₁₆ "	283	109 ¹³ / ₁₆ "	279	62	28.1
8' x 10'	244 x 305	123 ⁵ / ₁₆ "	313	121 ¹³ / ₁₆ "	309	66	29.9
10' x 10'	305 x 305	123 ⁵ / ₁₆ "	313	121 ¹³ / ₁₆ "	309	68	30.8
9' x 12'	274 x 366	147 ⁵ / ₁₆ "	374	145 ¹³ / ₁₆ "	370	73	33.1
12' x 12'	366 x 366	147 ⁵ / ₁₆ "	374	145 ¹³ / ₁₆ "	370	81	36.7

Overall case length dimensions ±1/4" (6mm).

Detail dimensional drawings and installation instructions available upon request.

Specifications subject to change without notice.

Custom formats and sizes available upon request.

WHEN ORDERING, MARK APPROPRIATE SELECTIONS:

Select size from charts on the other side.

Select viewing surface:

- Matte White
- High Contrast Matte White
- High Power
- Video Spectra 1.5
- Silver Matte
- GREENGUARD® and GREENGUARD® Children and Schools Certified.

Options:

- Extra Drop available to lower picture area more than normal. Specify total drop at top _____ (black or white) or at bottom _____ (black or white). 13' maximum total surface height including picture area (12' maximum on 200" Diag.)
- No. 6 Wall Bracket - extends 6" non-adjustable extension brackets (75# maximum per pair) (black or white).
- No. 11 Wall Bracket - 10" or 14" non-adjustable extension brackets (75# maximum per pair) (black or white).
- No. 23 Adjustable Wall Bracket – extends 10", 14", 15¾", 18¼", 20" or 24" (75# per pair maximum) (black or white).
- Pull Rod - 38".
- No borders (Black masking borders standard)

Project: _____

Architect: _____

Phone: _____

Contractor: _____

Phone: _____

Supervisor: _____

Phone: _____

Date: _____

Revised: _____

- Floating Mounting Bracket (black or white). Recommended for drywall installations.
- Ceiling Trim Kit.
- Black case (white standard).

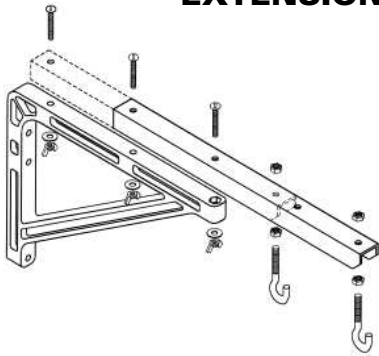
MODEL C WITH CSR

SUGGESTED METHODS OF INSTALLATION

OPTIONAL ACCESSORIES: to provide clearance: Furnish heavy extension wall brackets to mount screen 6" from wall. To provide for keystone elimination: Furnish heavy extension wall brackets to mount screen 10" or 14" from wall or furnish heavy adjustable extension wall brackets to mount screen 10", 14", 15¾", 18¼", 20" or 24" from wall.

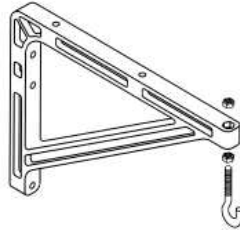
NOTE: Brackets also are used for mounting screen across a corner.

EXTENSION WALL BRACKETS (75# PER PAIR MAXIMUM)



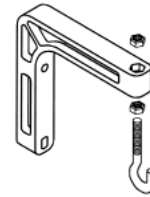
No. 23 ADJUSTABLE WALL BRACKET

Screen can be extended 10", 14", 15¾", 18¼", 20" or 24" from wall by wing nut and bolt adjustment.



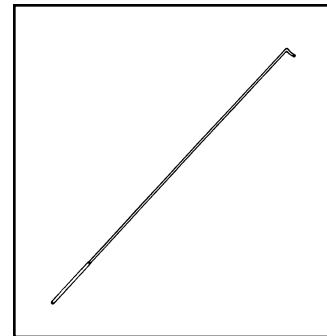
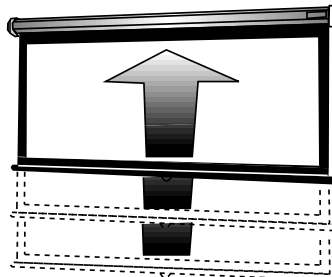
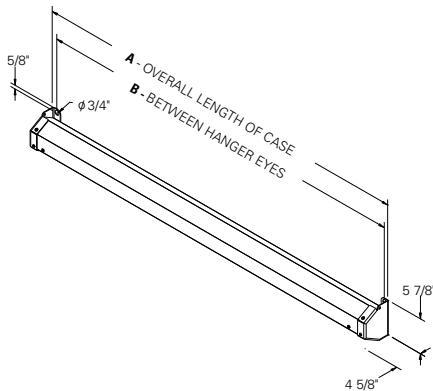
No. 11 WALL BRACKET

Screen can be extended 10" or 14" from wall by changing position of bracket.



No. 6 WALL BRACKET

Screen can be extended 6" from wall.



PULL ROD - 38"

Zinc plated rod with black plastic handle grip allows easy access to screen when mounted out of reach. Also can be used as a pointer.