

# CROSSOVER 2.0

## STACKED DRYERS



## The power of true commercial

Strength, durability, and performance are at the core of this stacked dryer.

### SMART DESIGN FOR A BETTER EXPERIENCE

- Extra Large Capacity for Families and Bulky Items
- Extra Large Door for Easy Loading
- 4 Dry Options: High, Medium, Low, and No Heat
- Fast Dry Times

Built with professional-grade components and technology for superior energy efficiency, reliability, and results.

### SIGNATURE FEATURES • 2 X 22 LB CAPACITY

- 2 x 7.7 cu. ft. Drum
- Drum Supported by 5 Roller Bearings for Long Life
- Easy to Clean, Heavy-Duty Lint Screens
- Space-Saving Design
- Easy to Install
- Sharp LED Display
- Available in Gas and Electric
- Coin and Cashless System Compatible
- Limited Parts Warranty 3/5/10 year

### RATING

- CSA Certified
- Proposition 65 Compliant



### AXIAL AIRFLOW

Highly efficient axial airflow system and tight construction result in extremely low energy usage and faster dry times.



### ROLLER SUPPORTED TUMBLER

Innovative support rollers improve drum stability, ensure quiet operation, and extend the life of the machine.



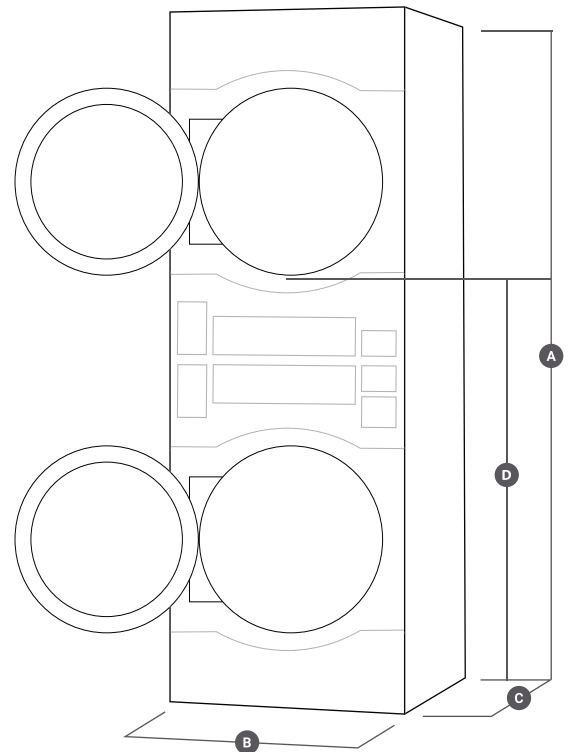
### TIME-OF-DAY PROMO PRICING

Easily programmable for multiple promotional events or happy hour pricing using the built-in real-time clock.

# CROSSOVER 2.0

## STACKED DRYERS

SPECIFICATIONS	
Gas Dryers ** Gas Dryer comes with LP conversion kit (orifice) for performance up to 2000 ft. elevation	DLHF0817GC2 – floor install DLHS0817GC2 – stack unit/ top dryer
Electric Dryers	DLHF0817EC2 – floor install DLHS0817EC2 – stack unit/ top dryer
Capacity – lb (kg)	2 x 22 lb (10 kg)
Cylinder Volume – cu. ft. (liters)	2 x 7.7 cu. ft. (218 l)
Dry Options	High, Medium, Low, No Heat
Motor	1/3 HP
Electrical Rating – v/Hz/Ph	120 V/60 Hz/1-phase (gas models) 208-240V/60 Hz/1-phase (electric models)
Breaker Requirements – Amps	15 A (gas heat models) 30 A (electric heat models)
Airflow	2 x 192 CFM
Gas Heating	2 x 19,000 BTU/hr
Electric Heating	2 x 5.0 kW
Gas Connection	3/8 in MNPT
Tumbling Speed	50 RPM
Exhaust Connection	4 in (diameter)
Crated Weight – lb (kg)	2 x 176 lbs (80 kg)
Uncrated Weight – lb (kg)	2 x 158.7 lbs (72 kg)



EQUIPMENT DIMENSIONS	
A. Overall Height – in (mm)	85 3/8 in (2169 mm)
B. Overall Width – in (mm)	27 in (686 mm)
C. Overall Depth – in (mm)	31 in (787 mm)
D. Height to Top Dryer Pocket. - in (mm)	60 in (1524 mm)



### COMPLIMENTARY PRODUCTS

Coin Box Kit for Stacked Sets (Dual Coin Drop)	DLHS0817-AL Washer/dryer & dryer/dryer configurations Only necessary for coin configuration (optional)
Front Load Washer	WHLFP817MC2

Actual color may vary. Dimensions are for planning purposes only.

Refer installation and servicing to qualified, licensed personnel. Always read Installation and Operating Manuals and consult local codes before installation. Protect machines with properly rated circuit breakers ONLY. Warranty void if not properly installed.

Because of continuous product improvement, specifications are subject to change without notice. Laundrylux assumes no responsibility for errors or omissions in this information.



800-645-2204  
crossoverlaundry.com

# CROSSOVER 2.0

## STACKED WASHER / DRYER



## The power of true commercial

Built with professional-grade components to outlast the competition.

### WASHER FEATURES


- Extra Large 22 lb Capacity
- 3.5 cu. ft. Capacity
- 300 G-force Extraction resulting in 98% moisture extraction
- 15,000+ wash cycles
- AC Motor (brushless)
- Solid Steel Counterweights
- Quiet Operation
- 4 Wash Cycles
- Add Revenue with Heavy Soil and Extra Rinse Options
- Save up to 60% on Water
- Easy Soft-Mount Installation
- Coin and Cashless System Compatible
- Limited Parts Warranty 3/5/10 year

### DRYER FEATURES

- Extra Large 22 lb Capacity
- 7.7 cu. ft. Drum
- Fast Drying
- Drum Supported by 5 Roller Bearings for Long Life
- Easy to Clean, Heavy-Duty Lint Screen
- Available in Gas and Electric
- Space-Saving Design
- Easy to Install
- Limited Parts Warranty 3/5/10 year


### RATING

- ENERGY STAR® Certified
- CSA Certified
- Proposition 65 Compliant
- NRCAN Registered
- CEC Compliant



### AXIAL AIRFLOW

Highly efficient axial airflow system and tight construction result in extremely low energy usage and faster dry times.



### 8-POINT SUSPENSION

Robust suspension features advanced technology to keep loads in balance, eliminate oversuds, and finish the cycle.



### TIME-OF-DAY PROMO PRICING

Easily programmable for multiple promotional events or happy hour pricing using the built-in real-time clock.

# CROSSOVER 2.0

## STACKED WASHER / DRYER

MODELS	
Gas Stacked Washer / Dryer	WHLFP817MC2 – Washer DLHS0817GC2 – Gas Dryer / Stack DLHS0817-SP – Stacking Panel - required
Electric Stacked Washer / Dryer	WHLFP817MC2 - Washer DLHS0817EC2 – Electric Dryer / Stack DLHS0817-SP – Stacking Panel - required

WASHER SPECIFICATIONS	
Capacity – lb (kg)	22 lb (10 kg)
Cylinder Volume – cu. ft. (liters)	3.5 cu. ft. (98 l)
Wash Cycles & Options	Cold, Warm, Hot, Delicate, Heavy Soil, Extra Rinse
Motor	Variable-speed, reversible, thermoprotected, high-efficiency, controlled induction
Electrical Rating – v/Hz/Ph	120 V/60 Hz/1-phase
Breaker Requirements – Amps	15 A
Wash Speed – RPM	45 RPM (1050 RPM max)
Maximum G-Force	300 G
Factory Setting Water Consumption*	14 gal per cycle
Inlet Hose – in	2x 3/8 in (hoses included)
Water Pressure – Psi (kPa)	10–90 psi (70-600 kPa)
Drain Hose – in (mm)	1 in (25.4 mm)
Crated Weight – lb (kg)	314 lb (142 kg)
Uncrated Weight – lb (kg)	299 lb (136 kg)

EQUIPMENT DIMENSIONS	
A. Overall Height – in (mm)	85 19/32 in (2174 mm)
B. Overall Width – in (mm)	27 in (686 mm)
C. Overall Depth – in (mm)	31 in (787 mm)
D. Height to Top Dryer Pocket -in (mm)	59 1/2 in (1511 mm)

### COMPLIMENTARY PRODUCTS

Coin Box Kit for Stacked Sets (Dual Coin Drop)	DLHS0817-AL Washer/dryer & dryer/dryer configurations Only necessary for coin configuration (optional)
------------------------------------------------	-----------------------------------------------------------------------------------------------------------

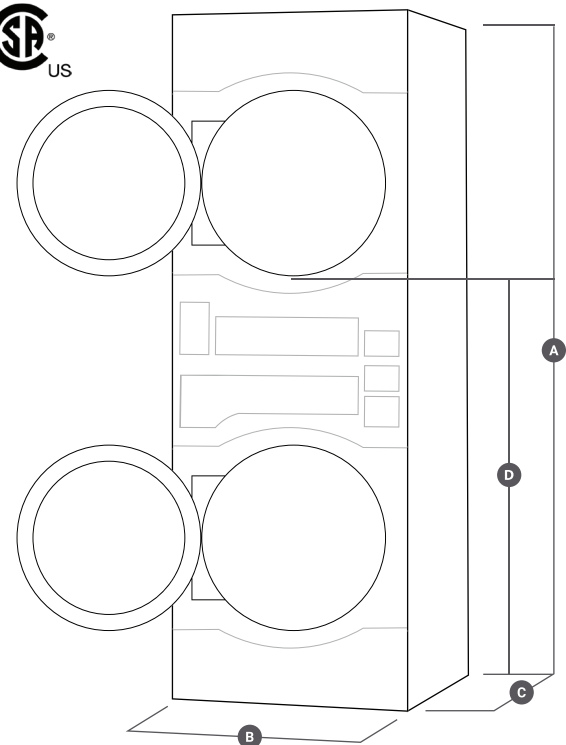
Actual color may vary. Dimensions are for planning purposes only.

Refer installation and servicing to qualified, licensed personnel. Always read Installation and Operating Manuals and consult local codes before installation. Protect machines with properly rated circuit breakers ONLY. Warranty void if not properly installed.

Because of continuous product improvement, specifications are subject to change without notice. Laundrylux assumes no responsibility for errors or omissions in this information.

\* Approximately, based on one wash and two rinses.

DRYER SPECIFICATIONS	
Capacity – lb (kg)	22 lb (10 kg)
Cylinder Volume – cu. ft. (liters)	7.7 cu. ft. (218 l)
Dry Options	High, Medium, Low, No Heat
Motor	1/3 HP
Electrical Rating – v/Hz/Ph	120 V/60 Hz/1-phase (gas models) 208-240V/60 Hz/1-phase (electric models)
Breaker Requirements – Amps	15 A (gas heat models) 30 A (electric heat models)
Airflow	192 CFM
Gas Heating	19,000 BTU/hr
Electric Heating	5.0 kW
Gas Connection	3/8 in MNPT
Tumbling Speed	50 RPM
Exhaust Connection	4 in (diameter)
Crated Weight – lb (kg)	176 lbs (80 kg)
Uncrated Weight – lb (kg)	158.7 lb (72 kg)



800-645-2204  
crossoverlaundry.com