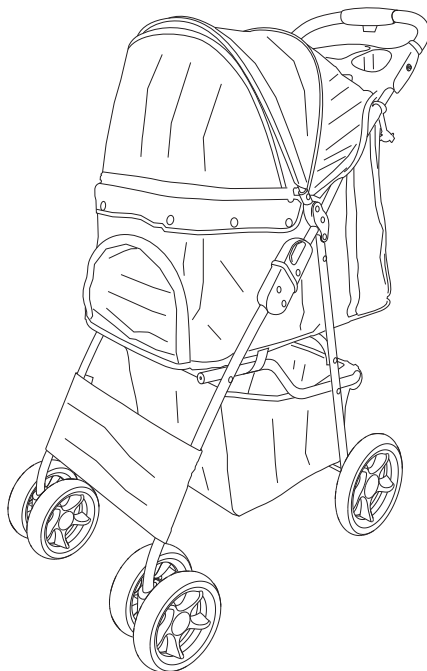


PET STROLLER

Installation instructions

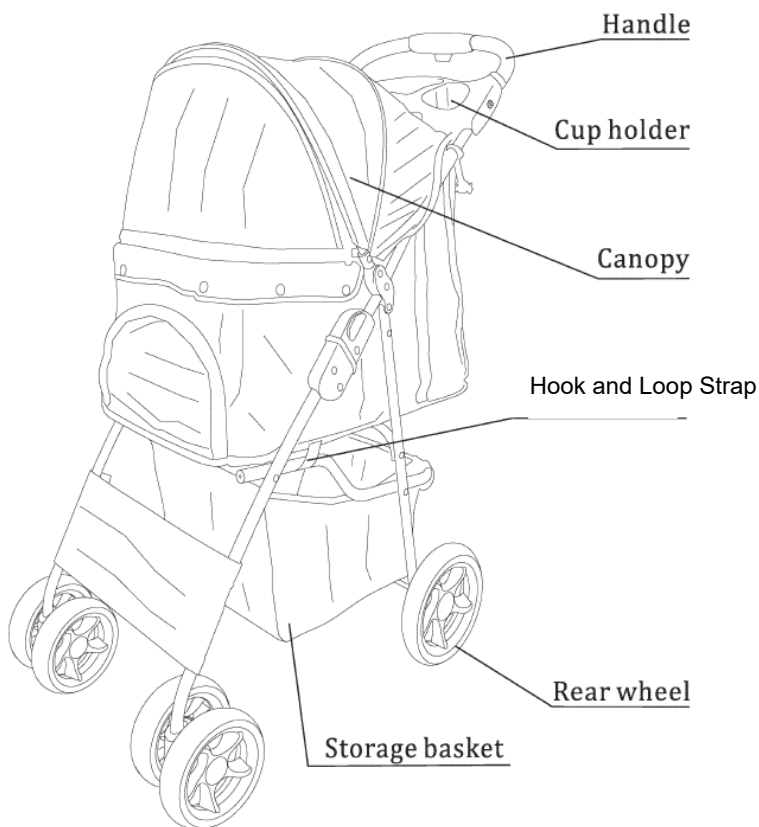
For Pets Only



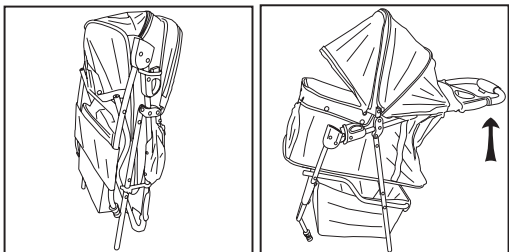
This is not a toy. Under no circumstances should this pet stroller be used by or for children.

Esto no es un juguete. Bajo ninguna circunstancia este artículo debe ser utilizado por o para niños.

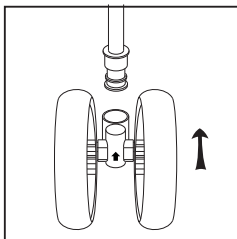
Components:



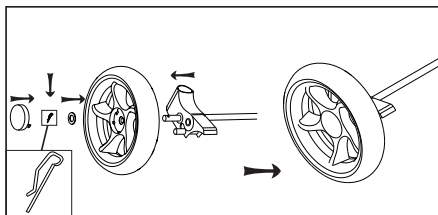
Assembly:



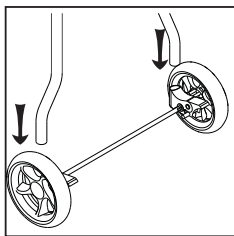
1. Release the red locking latch, unfold the stroller upwards and make sure both locks snap into place.



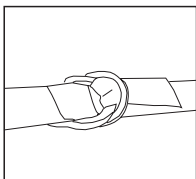
2. To install the front wheel, follow the direction of the arrow and insert the wheel onto the leg until you hear a "click".



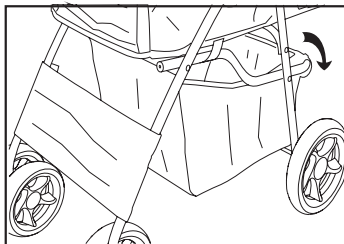
3. Insert each rear wheel onto the axle first, then slide on a washer, and then a pin as shown in the picture. To complete assembly of the wheel, cover the wheel cap.



4. Now attach the rear wheels on the rear legs. Once you hear the "click", it is secure.

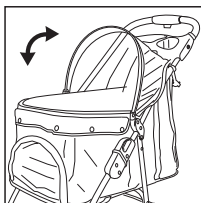
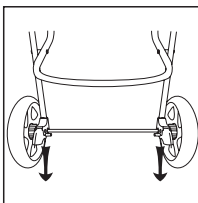


5. On the bottom of the pet canopy, connect the hook and loop straps around the metal poles as shown.



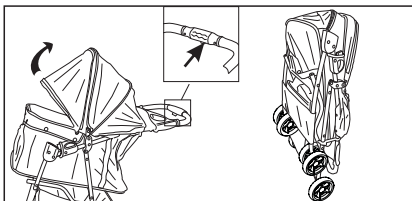
6. Next you'll attach the storage basket by using hook and loop to attach the back of the storage basket to the horizontal metal pole. Then on the side of the basket, slide on the loops to the metal horizontal poles that face the front of the stroller.

Brake and Canopy Functions:



1. Brake: step on the brake to stop the stroller.
2. Canopy: open and fold the canopy as shown in the picture.

Folding the Stroller:



1. Fold the stroller: unzip the canopy window first, then press the folding button in the direction of the arrow to fold the stroller. Fasten the folding hook to keep it in place.

WARNING

- This is not a toy. Under no circumstances should this pet stroller be used by or for children.
- Not intended to be used as a restraining device for aggressive animals.
- Do not leave your pet unattended while in the stroller.
- Do not use near an open or exposed flame.
- Do not leave pet unsupervised in stroller.
- This stroller is designed for one pet only. Do not place more than one pet in the stroller.
- Do not hang bags from handles, this could cause the stroller to become unstable.
- Do not use on escalator or stairs; always fold the stroller and carry it.
- Put on the brake whenever you park the stroller.
- Ensure stroller is completely vertical and check that all locks are engaged before placing pet in stroller.
- Do not exceed the maximum weight of 33 lbs.
- Failure to follow these warnings and the instructions could result in serious injury or death.

**THIS PAGE
INTENTIONALLY
LEFT BLANK**