



PAR Z150 RGBA

A modern twist on the classic halogen Par Can, the Par Z150 RGBA combines a potent 150-Watt C.O.B. LED light source with a traditional Par 64 enclosure. Offering a choice of beam angles and full color mixing, including white light with a color temperature of between 2300K and 9900K, it is ideal for washing both stages and dance-floors of all shapes and sizes.

Combining the classic aesthetic of the traditional Par Can with the power-saving and heat-reducing advantages of a modern LED light source, ADJ's Par Z Series provides flexible wash lighting solutions for a wide variety of applications. The Par Z150 model harnesses the power and versatility of a 150-Watt quad color (red, green, blue, and amber) C.O.B. LED engine, which delivers a huge spectrum of color options, including white light with color temperature variable between 2300K and 9900K.

C.O.B (Chip On Board) technology ensures uniform output with no color shadows, while a high CRI of >90 means that colors are rendered more accurately when the fixture is used to illuminate scenery, décor, or performers, which is particularly important to ensure natural skin tones and enhanced depth. 64 built in color macros, along with additional white light color temperature macros, allow for quick and efficient programming. A choice of six dimming modes, four dimming curves, and an on-board color balance feature allows the fixture to be customized for different applications and user preferences.

The luminaire offers five beam angle options (7°, 11.5°, 16°, 20.5° or 25°) and is supplied with a gel frame that can be used to add a diffusion filter (sold separately), allowing an even wider spread to be achieved. As well as smooth dimming control, the LED engine allows for variable speed strobing effects with a flash rate of between 0.6Hz and 7.5Hz. Another advantage of the LED light source is its long-life expectancy of 50,000 hours, which essentially removes the cost and inconvenience of regular lamp replacement.

An adjustable bracket, locked in place using a pair of large plastic thumb screws, allows the fixture to hang from a truss or lighting stand at any desired angle. On the rear panel are 5-pin DMX input and output sockets as well as locking power input and output sockets, which allow the electrical supply for multiple fixtures to be daisy chained from a single outlet. Mode selection and DMX addressing is facilitated by an LED display and four corresponding push buttons, also located on the rear panel. In addition to standard DMX, the fixture is also compatible with the RDM protocol to allow remote fixture addressing.

PAR Z150 RGBA



OPTICAL:

- 150-Watt Quad RGBA C.O.B. LED (Chip On Board - Red, Green, Blue & Amber)
- Life expectancy: rated at 50,000 hrs.
- Manual Zoom: 7, 11.5, 16, 20.5 or 25-degrees
- Zoom Ratio: 3.3:1

PHOTOMETRICS:

- 1360 Lux (Zoomed In to 7°)
- 487 Lux (Zoomed Out to 25°)
- CRI: >90

FEATURES:

- Linear white color temperature control (2300K ~ 9900K)
- Color Temperature Presets (2300K~ 9900K)
- 4-button DMX menu display on rear panel
- OLED display
- Adjustable latch to manually change beam angle
- Includes gel frame for diffusion filters (Diffusion filter sold separately)
- 64 Built-in Color Macros
- Strobe Rate: 0.6Hz to 7.5Hz
- Refresh Rate: 3KHz
- Electronic Dimming: 0 - 100%
- 6 Dim Modes
- 4 Dim Curves
- On-board, color balance feature for each color (RGLB)

CONNECTIONS:

- DMX: 5-pin DMX In/Out
- With Wired Digital Communication Network
- Locking power In/Out connections

CONTROL:

- DMX-512
- 9 DMX control modes: (4/5/6/7/8/9/10/11 & 12 Ch. modes)
- RDM and RDM Net Compatible
- Primary/Secondary, stand-alone mode
- On-board manual control mode

ELECTRICAL:

- Power Draw Total (All LED's @ Full On): 157W
- Power Consumption: 1.3A @ 120V/60Hz; 0.7A @ 220V/50Hz
- Multi-voltage operation: AC 100-240V, 50/60Hz
- Daisy chain: 9 fixtures @ 120V; 17 fixtures @ 230V
- Fuse protected: 3A/250V



**LINEAR COLOR TEMPERATURE CONTROL
(TUNABLE WHITE)**



Manual Zoom: 7°, 11.5°, 16°, 20.5° or 25°

PAR Z150 RGBA



DIMENSIONS / WEIGHT:

- Dimensions (LxWxH): 19.25" x 10.94" x 10.68" / 489 x 277.7 x 272.1mm
- Weight: 7.94 lbs. / 3.6kg.

APPROVALS / RATINGS:


- IP20
- CE & FCC
- ETL Approved




WHAT'S INCLUDED:

- Includes gel frame for diffusion filters (Diffusion filter sold separately)
- Power Cord


25° Beam Angle



20.5° Beam Angle



16° Beam Angle



11.5° Beam Angle



7° Beam Angle

