

ADA24R • 24" ADA Solid Door Refrigerator • ADA Series

FEATURES & BENEFITS



STAINLESS  
SOLID (LOCK)



BLACK  
SOLID (LOCK)

PERFORMANCE	<ul style="list-style-type: none"><li>• Volume of 5.3 cu ft holds up to 70 bottles (12 oz) or 140 cans (12 oz)</li><li>• Digital Touch Pad Control is conveniently located on upper face of unit</li><li>• Temperature range: 34°F - 45°F</li><li>• Convection cooling system rapidly and efficiently takes items to the set temperature</li></ul>
INTERIOR/EXTERIOR	<ul style="list-style-type: none"><li>• 32" height meets ADA height requirement yet maximizes allowable space</li><li>• White interior is illuminated with LED lighting</li><li>• Four chrome plated durable wire shelves</li><li>• Standard commercial stainless steel handle is interchangeable with professional handle accessory</li><li>• Door swing is field reversible</li><li>• Door lock is standard</li></ul>
INTEGRATION	<ul style="list-style-type: none"><li>• Unit is designed to be built-in or can be freestanding</li><li>• Four independently adjustable leveling legs provide a precise undercounter fit</li><li>• Available in the following finishes: Stainless or Black</li></ul>

MODEL DETAILS

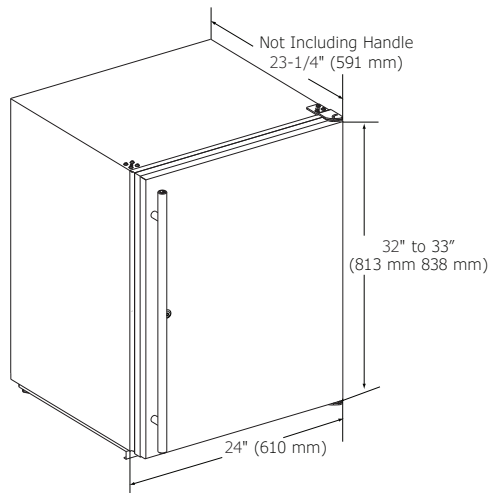
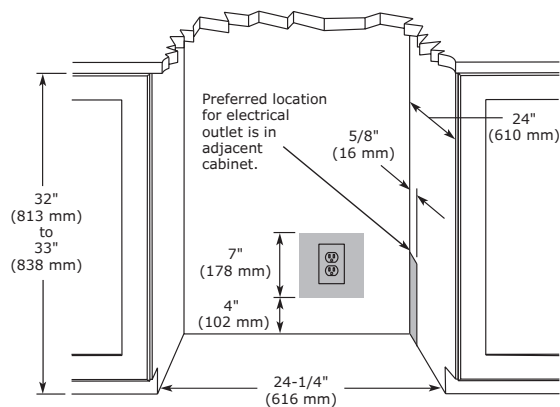
Model	Voltage/Hz	Door Swing	Finish	Shipping Weight
U-ADA24RS-13B	115 / 60	Field Reversible	Stainless Solid (Lock)	123 lb
U-ADA24RB-13B	115 / 60	Field Reversible	Black Solid (Lock)	123 lb

ACCESSORIES

Model	Description	Finish	Shipping Weight
23074	Professional Door Handle, 1 1/4" Diameter	Stainless	2 lb
23073	Commercial Door Handle, 7/8" Diameter	Stainless	2 lb

**ADA Series • 24" ADA Solid Door Refrigerator • ADA24R**
**DIMENSIONS**

Dimensions shown apply to all finishes.


**CABINET CUT-OUT**

**INSTALLATION NOTES**

When installing adjacent to wall, ensure 2 1/2" clearance on hinged side for 90° door opening, allowing ample room for door handle.

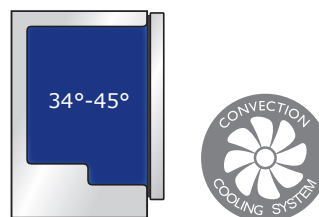
Cutout includes the additional 1/4" width overall to ensure proper installation.

No additional clearance around sides, top or rear of unit is needed for ventilation.

Do not obstruct front grille air flow.

**SPECIFICATIONS**

Model	ADA24R
Amps: Running	1.2
Capacity: Bottle (12 oz)	70
Capacity: Can (12 oz)	140
Capacity: Volume (cu ft)	5.3
Control Type	Digital Touch Pad
Dimensions: Product Depth	23 1/4" / 591 mm
Dimensions: Product Height	32" / 813 mm
Dimensions: Product Width	24" / 610 mm
Energy Consumption: Avg. Per Year	240 kWh
ENERGY STAR / CEE RATING	ENERGY STAR / Tier 3
Product Weight: Max	117 lb
Refrigerant Type	R600a
Sabbath (Star K Certified)	Yes
Temperature Range	34°F - 45°F

**COOLING SYSTEM**

**ELECTRICAL REQUIREMENTS**

This unit requires a grounded, polarized 115 VAC, 60 Hz, 15 A power supply (normal household current).

Please visit [U-Line.com](http://U-Line.com) to view this model's User Guide. All specifications are subject to change without notice.



Residential &  
Commercial

