

2224RGL • 24" Glass Door Refrigerator • 2000 Series
FEATURES & BENEFITS

**STAINLESS
FRAME**

**STAINLESS
FRAME (LOCK)**

**STAINLESS FRAME
(HANDLELESS
PANEL)***

**INTEGRATED
FRAME**
PERFORMANCE

- Volume of 4.9 cu ft holds up to 114 bottles (12 oz) or 172 cans (12 oz)
- Digital Touch Pad Control is conveniently located on upper face of unit
- Temperature range: 34°F - 45°F
- Convection cooling system rapidly and efficiently takes items to the set temperature

INTERIOR/EXTERIOR

- Black interior is illuminated with LED lighting that automatically turns off when the door is closed
- Three adjustable tempered glass shelves with 11 height positions
- Full-extension, slide-out crisper drawer is removable for easy cleaning
- LowE coated, argon gas filled triple thermopane glass door provides protection from harmful UV light
- Standard commercial stainless steel handle is interchangeable with professional handle accessory
- The door swing on non-lock models is field reversible and is shipped right-hand hinged
- Lock models must be ordered right-hand or left-hand hinged

INTEGRATION

- Robust, concealed and covered hinges with built-in door stop and closer
- Integrated model requires 3/4" custom panel of your choice, or can accept U-Line Euro Style Handleless Stainless Panel Accessory (must be ordered separately)
- Fixed grille can accept an integrated toe-kick
- Four independently adjustable leveling legs provide a precise undercounter fit

MODEL DETAILS

| Model | Voltage/Hz | Door Swing | Finish | Shipping Weight |
|------------------|------------|-------------------|------------------------|-----------------|
| U-2224RGLS-00B | 115 / 60 | Field Reversible | Stainless Frame | 145 lb |
| U-2224RGLS-13B | 115 / 60 | Right-Hand Hinged | Stainless Frame (Lock) | 145 lb |
| U-2224RGLS-15B | 115 / 60 | Left-Hand Hinged | Stainless Frame (Lock) | 145 lb |
| U-2224RGLINT-00B | 115 / 60 | Field Reversible | Integrated Frame | 142 lb |

ACCESSORIES

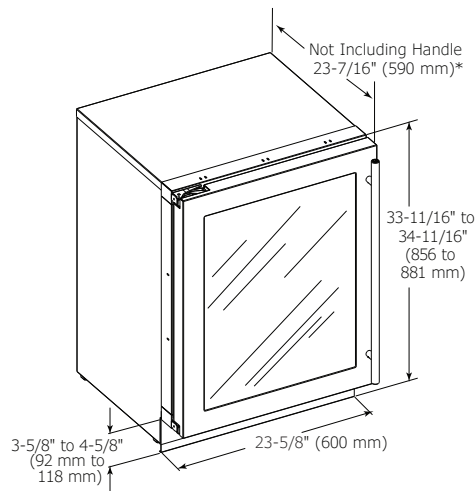
| Model | Description | Finish | Shipping Weight |
|------------|---|-----------|-----------------|
| 23074 | Professional Door Handle, 1 1/4" Diameter | Stainless | 2 lb |
| 23073 | Commercial Door Handle, 7/8" Diameter | Stainless | 2 lb |
| U-ESPF60S* | Euro Style Handleless Panel, 24" Frame | Stainless | 8 lb |

*Installs on integrated models.

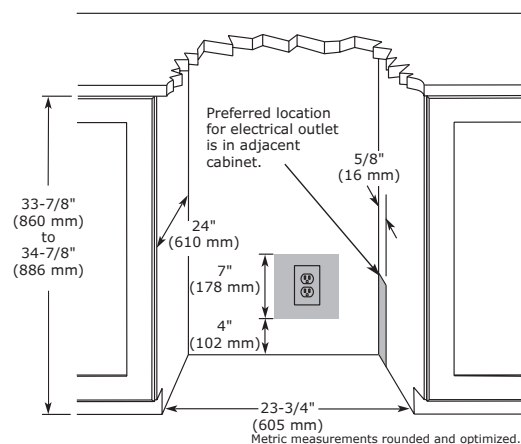
2000 Series • 24" Glass Door Refrigerator • 2224RGL

DIMENSIONS

Dimensions shown apply to all finishes, including Integrated (INT) models with 3/4" integrated panel/frame installed.



CABINET CUT-OUT



INSTALLATION NOTES

When installing adjacent to wall, ensure 2 1/2" clearance on hinged side for 90° door opening, allowing ample room for door handle.

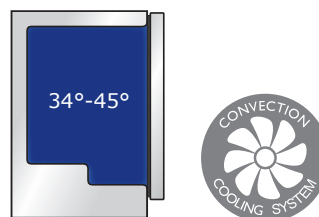
No additional clearance around sides, top or rear of unit is needed for ventilation.

Do not obstruct front grille air flow.

SPECIFICATIONS

| | |
|-----------------------------------|----------------------------|
| Model | 2224RGL |
| Amps: Running | 1.2 |
| Capacity: Bottle (12 oz) | 114 |
| Capacity: Can (12 oz) | 172 |
| Capacity: Volume (cu ft) | 4.9 |
| Control Type | Digital Touch Pad |
| Dimensions: Product Depth | 23 7/16" / 590 mm |
| Dimensions: Product Height | 33 11/16" / 856 mm |
| Dimensions: Product Width | 23 5/8" / 600 mm |
| Energy Consumption: Avg. Per Year | 270 kWh |
| ENERGY STAR | ENERGY STAR / Tier 1 |
| Panel Height | 30" / 762 mm |
| Panel Thickness | 3/4" / 20 mm |
| Panel Type | 2 3/4" / 70 mm Frame Panel |
| Panel Width | 23 1/2" / 595 mm |
| Product Weight: Max | 135 lb |
| Refrigerant Type | R600a |
| Sabbath (Star K Certified) | Yes |
| Temperature Range | 34°F - 45°F |

COOLING SYSTEM



ELECTRICAL REQUIREMENTS

This unit requires a grounded, polarized 115 VAC, 60 Hz, 15 A power supply (normal household current).



Residential



Please visit U-Line.com to view this model's User Guide. All specifications are subject to change without notice.