

2218R • 18" Solid Door Refrigerator • 2000 Series
FEATURES & BENEFITS

**STAINLESS
SOLID**

**INTEGRATED
SOLID**

**STAINLESS SOLID
(HANDLELESS
PANEL)***
PERFORMANCE

- Volume of 3.4 cu ft holds up to 79 bottles (12 oz) or 123 cans (12 oz)
- Digital Touch Pad Control is conveniently located on upper face of unit
- Temperature range: 34°F - 45°F
- Convection cooling system rapidly and efficiently takes items to the set temperature

INTERIOR/EXTERIOR

- Black interior is illuminated with LED Lighting
- Three adjustable tempered glass shelves with 11 height positions
- Full-extension, slide-out crisper drawer is removable for easy cleaning
- Standard commercial stainless steel handle is interchangeable with professional handle accessory
- The door swing on non-lock models is field reversible and is shipped right-hand hinged

INTEGRATION

- Robust, concealed and covered hinges with built-in door stop and closer
- Integrated model requires 3/4" custom panel of your choice, or can accept U-Line Euro Style Handleless Stainless Panel Accessory (must be ordered separately)
- Fixed grille can accept an integrated toe-kick
- Four independently adjustable leveling legs provide a precise undercounter fit

MODEL DETAILS

Model	Voltage/Hz	Door Swing	Finish	Shipping Weight
U-2218RS-00B	115 / 60	Field Reversible	Stainless Solid	119 lb
U-2218RINT-00B	115 / 60	Field Reversible	Integrated Solid	116 lb

ACCESSORIES

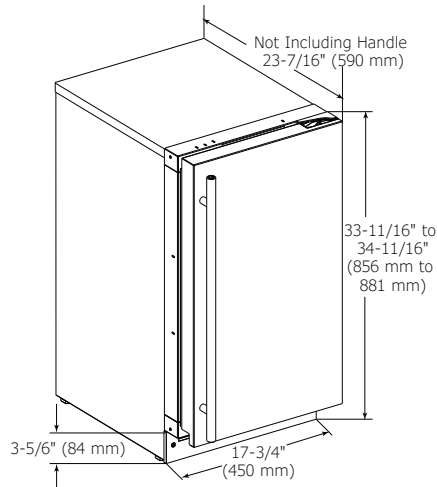
Model	Description	Finish	Shipping Weight
23074	Professional Door Handle, 1 1/4" Diameter	Stainless	2 lb
23073	Commercial Door Handle, 7/8" Diameter	Stainless	2 lb
U-ESPF45S*	Euro Style Handleless Panel, 18" Solid	Stainless	9 lb

*Installs on integrated models.

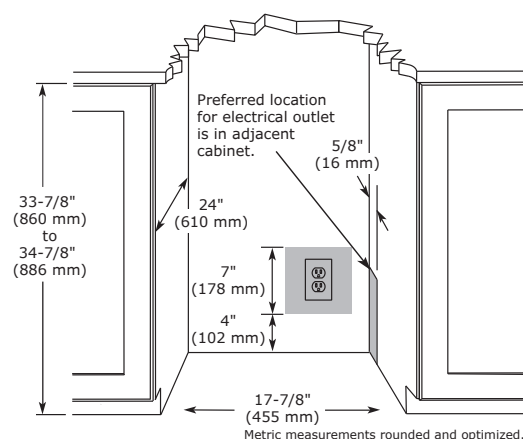
2000 Series • 18" Solid Door Refrigerator • 2218R

DIMENSIONS

Dimensions shown apply to all finishes, including Integrated (INT) models with $\frac{3}{4}$ " integrated panel/frame installed.



CABINET CUT-OUT



INSTALLATION NOTES

When installing adjacent to wall, ensure $2\frac{1}{2}$ " clearance on hinged side for 90° door opening, allowing ample room for door handle.

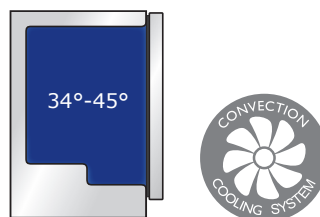
No additional clearance around sides, top or rear of unit is needed for ventilation.

Do not obstruct front grille air flow.

SPECIFICATIONS

Model	2218R
Amps: Running	1.2
Capacity: Bottle (12 oz)	79
Capacity: Can (12 oz)	123
Capacity: Volume (cu ft)	3.4
Control Type	Digital Touch Pad
Dimensions: Product Depth	23 $\frac{7}{16}$ " / 590 mm
Dimensions: Product Height	33 $\frac{11}{16}$ " / 856 mm
Dimensions: Product Width	17 $\frac{3}{4}$ " / 450 mm
Energy Consumption: Avg. Per Year	230 kWh
ENERGY STAR / CEE RATING	ENERGY STAR / Tier 3
Panel Height	30" / 762 mm
Panel Thickness	$\frac{3}{4}$ " / 20 mm
Panel Type	Solid Panel
Panel Width	17 $\frac{5}{8}$ " / 445 mm
Product Weight: Max	110 lb
Refrigerant Type	R600a
Sabbath (Star K Certified)	Yes
Temperature Range	34°F - 45°F

COOLING SYSTEM



ELECTRICAL REQUIREMENTS

This unit requires a grounded, polarized 115 VAC, 60 Hz, 15 A power supply (normal household current).



Residential



Please visit U-Line.com to view this model's User Guide. All specifications are subject to change without notice.