


STANDARD FEATURES




WALL OVENS

- Large touch display control is easy to see and use. It reveals versatile cooking modes and precise temperature control.
- TwinVection™ technology, electronically controls multiple heating elements and convection system (when applicable), to optimize baking, broiling, roasting, convection baking, and self cleaning processes by alternating and adjusting levels of heat and air circulation needed to produce the best result. Available in single and double wall oven cavities.
- 4.4 Cu. Ft. (per oven cavity) heavy duty, porcelain enameled oven cavity interior for even heat distribution. Concealed bake and convection elements designed for ease of cleaning and more usable capacity.

TwinVection™



Telescopic Oven Racks



Back lit knobs



- Distinctly angled oven door, commercial grade end caps and Marquise™ accented handle are ergonomically designed for ease of opening and closing of oven door.
- Extra-wide glass oven window provides improved viewing area while keeping temperatures outside the oven cool to touch.
- Two full-extension, telescopic professional oven racks with (6) position rack supports glide easily and offer convenient access to the oven.
- Gentle-close door feature is counterbalanced and equipped with a shock absorption system for stable, assisted closing of the door and smooth, effortless access.
- Industry exclusive Marquise™ accented oven handle with commercial grade end caps.
- Elegantly backlit patent pending oven control knobs add functionality and brilliant illumination.
- Standard meat probe for accurate temperature measurement (upper oven only *KDO model*).
- Zamak die-cast oven control knobs.
- Sabbath Mode
- Oven Functions: Bake, Convection Bake, Broil, Convection Broil, Convection Roast, True Convection, Timed Cook, Pizza, Proof, Dehydrate, Defrost, Self Clean.



Model Numbers as shown
KSO30

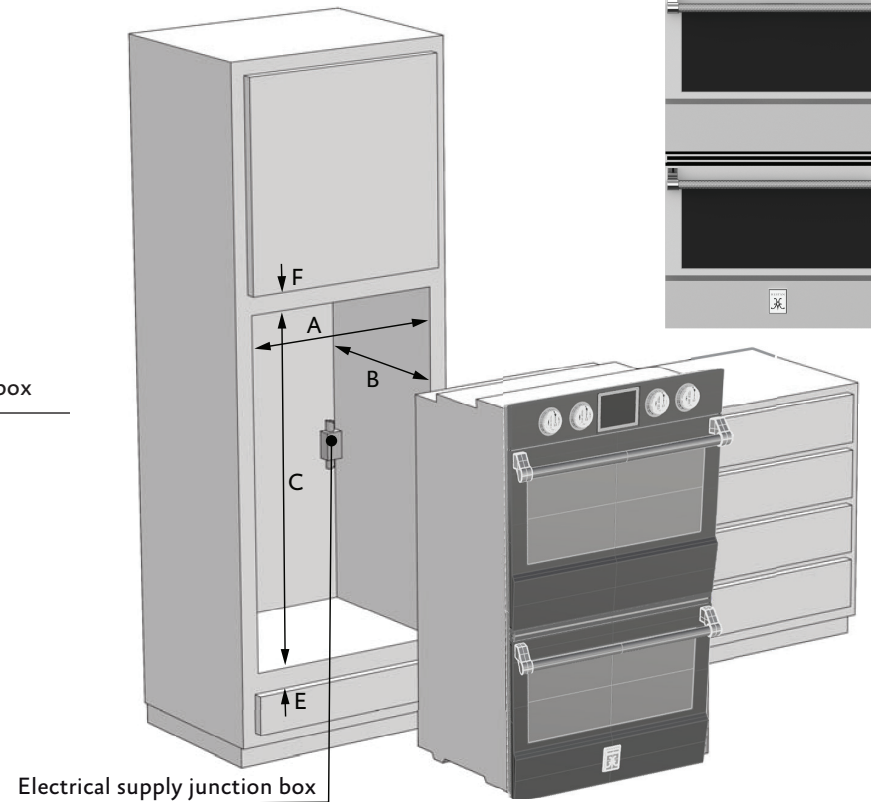
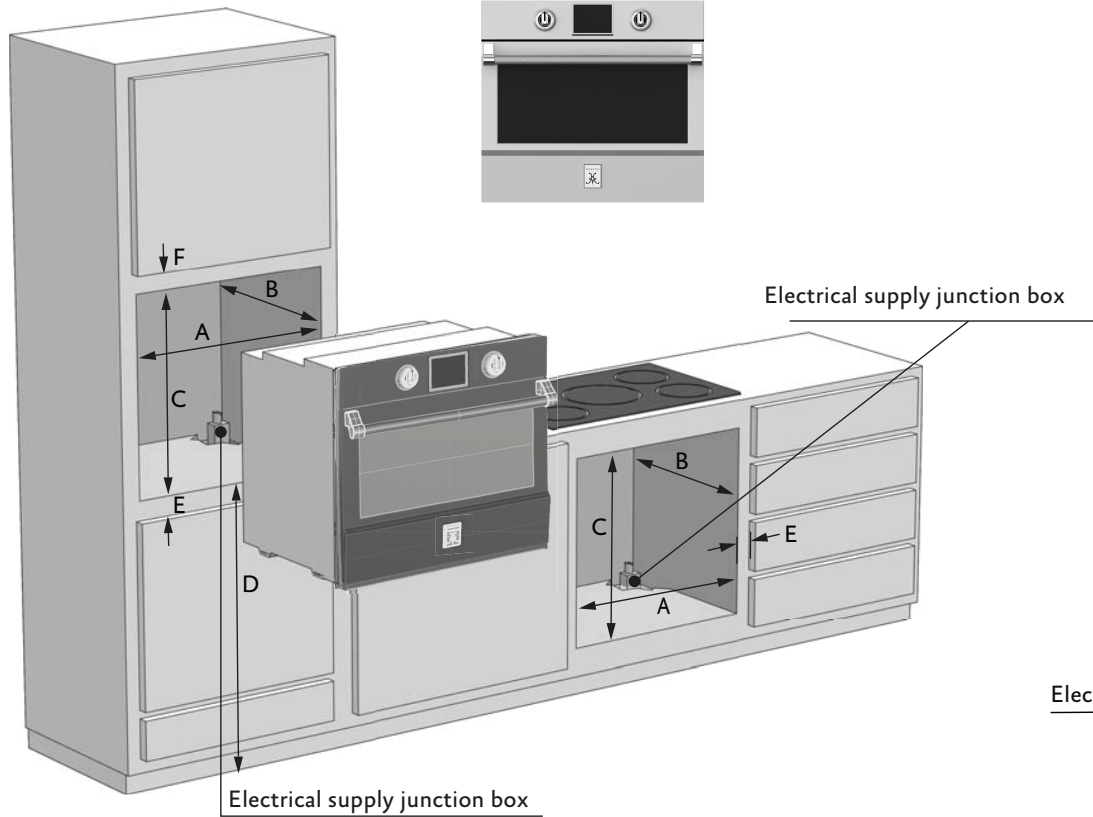


KDO30-OR

OPTIONS & ACCESSORIES

- Available in Twelve (12) Hestan signature color finishes

WALL OVEN



ELECTRICAL REQUIREMENTS :
 Single: 208/240V, 60Hz, 20 amps
 Double: 208/240V, 60Hz, 40 amps



Hestan Indoor products are approved for indoor use only. Hestan Commercial Corporation reserves the right to change materials and specifications without notice.

Models	Description	Cutout Dimensions						Circuit Breaker Req	Other	Approx SHP WT (lbs)
		A (in.)	B (in.)	C (in.)	D (in.)	E (in.)	F (in.)			
KSO30	30" Single Wall Oven	28 7/16"	24"	27 3/8"	34"	1/2"	3/4"	20 Amp		209
KDO30	30" Double Wall Oven	28 7/16"	24"	50"		1/2"	1 1/4"	40 Amp		359



CONTACT US: www.hestanhome.com phone 888.905.7463 3375 E. La Palma Ave., Anaheim, CA 92806