


 **HEAT**

OUTDOOR VENTILATION



DESIGNER CHIMNEY HOOD

# HEAT

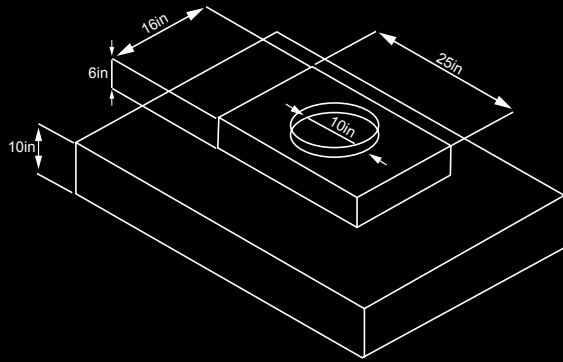
OUTDOOR VENTILATION



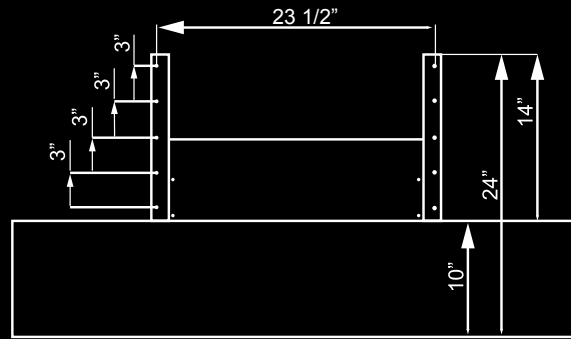
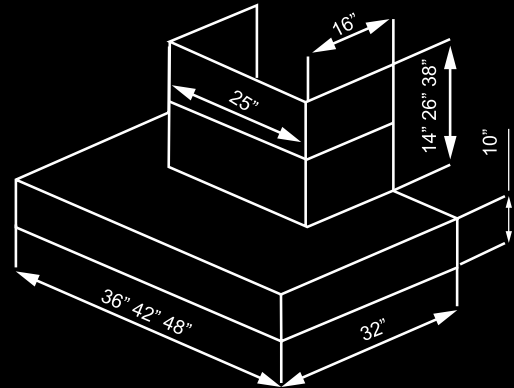
CUSTOM HOOD LINER

# Heat Versa Hood Specifications

Side View no Chimney



Side View with Chimney



Front View no Chimney

# Heat Versa Hood Required Roof Cap

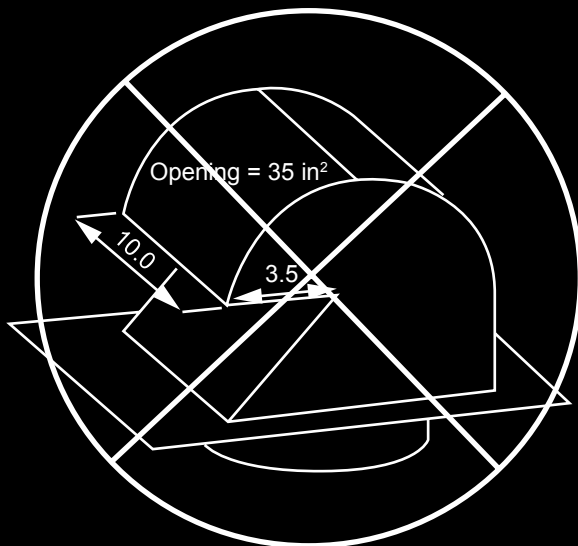


Figure 1

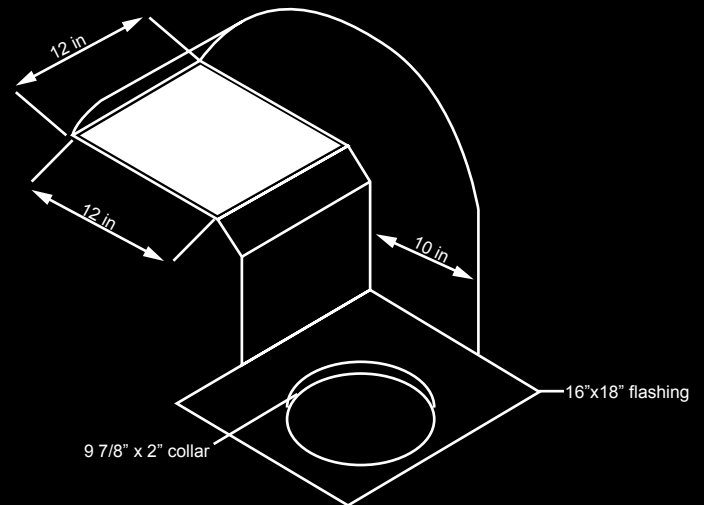


Figure 2

**IMPORTANT:** A correctly sized roof cap is essential for proper air flow. Heat RC-10 is required. Never use a roof cap like the one shown in Figure 1. Only use the Heat RC-10 with the style shown in Figure 2. This will ensure proper ventilation and reduce the possibility of issues.

## Heat Versa Hood Features

- Generously proportioned 32" depth of Hood provides an exceptional capture area (The largest to date in the industry.)
- Available in 36", 42" or 48" wide
- Heavy gauge, 304 grade Stainless Steel with # 4 Brush finish to match virtually every grill's brushed finish
- Large commercial style baffle filters of 304 grade Stainless Steel
- Dimmable 50 watt halogen lights with bulbs supplied with the Versa Hood
- High heat switches for long life over grills
- Powerful, 3 speed Internal Blowers deliver up to 1250 CFM through 1- 10" round duct. No plastic blower components
- Matching Telescoping Duct Cover for 8' to 10' ceiling heights comes standard in the Versa Hood Carton. Optional Duct Cover extension available for up to a 12' ceiling.
- Sturdy, heavy gauge mounting brackets that are pre-installed, makes installation quick and easy.
- Can be converted to rear discharge using standard sheet metal 90 degree elbow.

ANY MODEL CAN SERVE AS A DESIGNER CHIMNEY HOOD OR CUSTOM LINER



Model Number	Description
AL-T7236-12	36" Versa BBQ Hood
AL-T7242-12	42" Versa BBQ Hood
AL-T7248-12	48" Versa BBQ Hood
Outdoor Kitchen Accessories	
DCTEXT-12	12' Ceiling Duct Extension
RC-10	Roof Cap